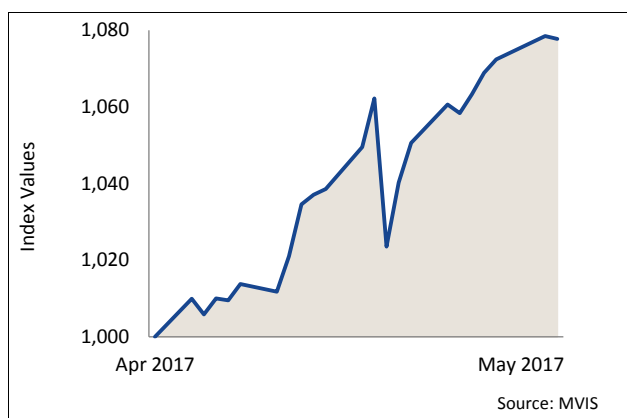


MVIS ANNOUNCES BEST PERFORMING INDICES IN MAY 2017

Frankfurt (1 June 2017) – MV Index Solutions (MVIS) today announced the top performing MVIS Indices during May 2017 for the following index categories: MVIS Hard Assets/Sector Indices, MVIS Country Indices, MVIS Australia Indices, MVIS Long/Short Equity Indices, MVIS Bond Indices and MVIS GDP Indices.

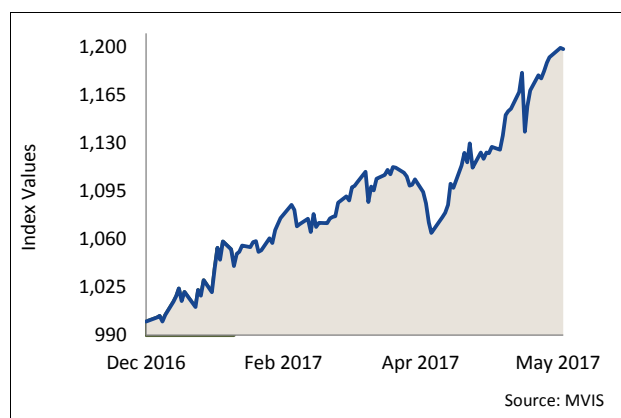
MVIS Hard Assets and Sector Indices

MVIS US Listed Semiconductor Index (MVSMHTR)
Month-To-Date Performance: 7.77%



The Index is licensed.

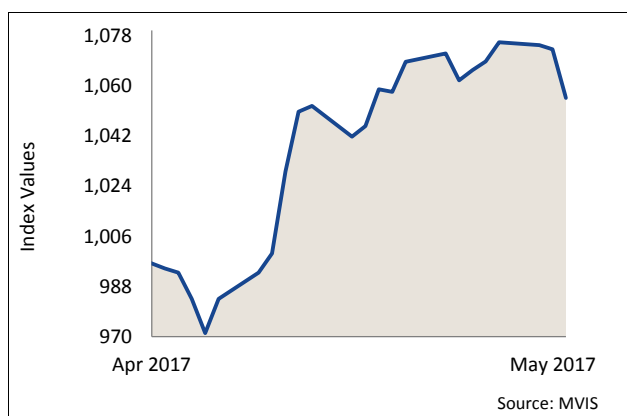
MVIS US Listed Semiconductor Index (MVSMHTR)
Year-To-Date Performance: 19.85%



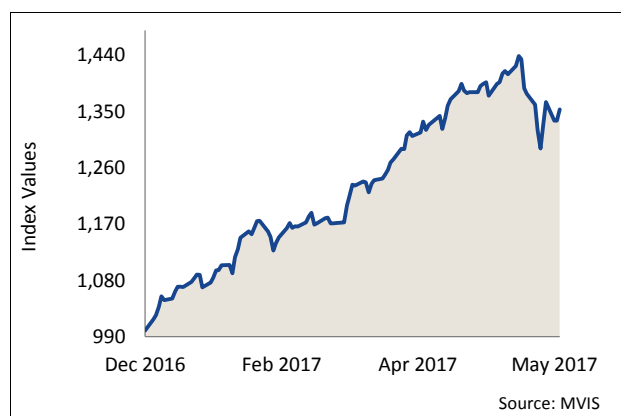
The Index is licensed.

MVIS Country Indices

MVIS Nigeria-Focused W-Africa Index (MVLGOSTR)
Month-To-Date Performance: 5.58%



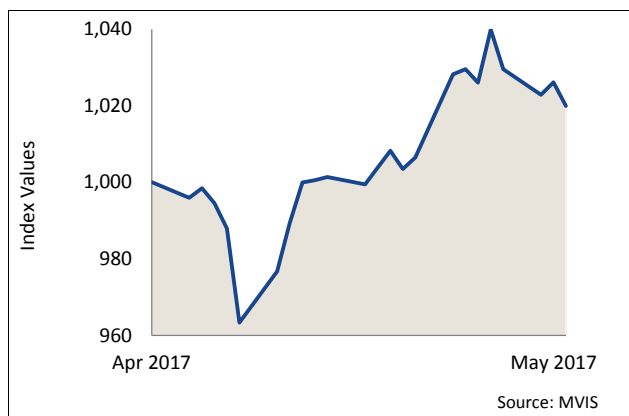
MVIS India Small-Cap Index (MVSCIFTR)
Year-To-Date Performance: 35.36%



The Index is licensed.

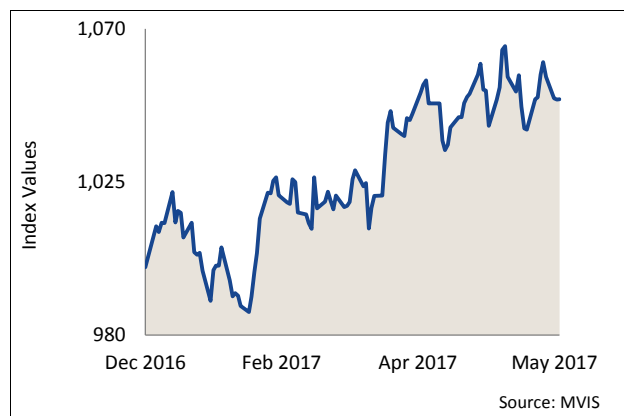
MVIS Australia Indices

MVIS Australia Resources Index (AUD) (MVMVRTR)
Month-To-Date Performance: 1.99%



The Index is licensed.

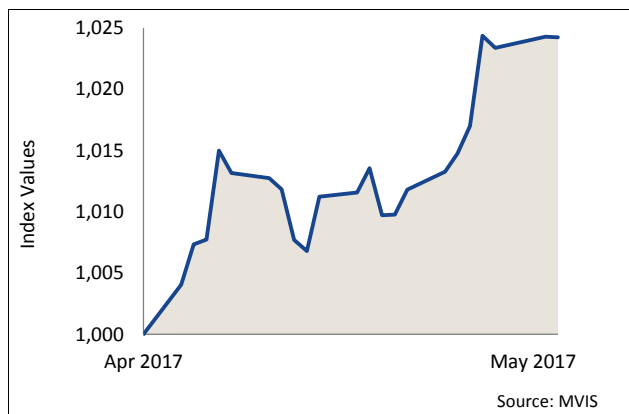
MVIS Australia Equal Weight Index (AUD) (MVMVWTR)
Year-To-Date Performance: 4.93%



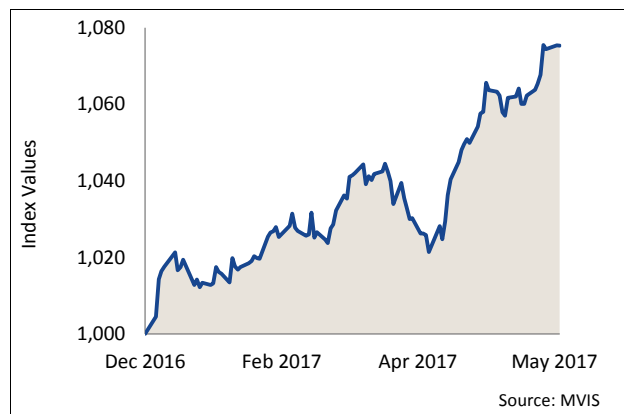
The Index is licensed.

MVIS Long/Short Equity Indices

MVIS Asia (Dev) Long/Short Equity Index (MVLSDATR)
Month-To-Date Performance: 2.42%

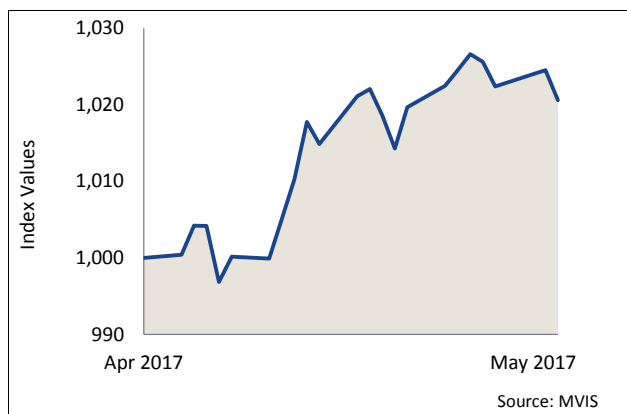


MVIS Asia (Dev) Long/Short Equity Index (MVLSDATR)
Year-To-Date Performance: 7.53%



MVIS Bond Indices

MVIS Altman N. Am. Distressed Bond Index (MVRCDI)
Month-To-Date Performance: 2.06%



MVIS EM Sovereign Bond Index (Local FX) (MVEMSL)
Year-To-Date Performance: 10.09%



All index values are rebased to 1000. Data as of 31 May 2017.

MVIS Indices are licensed to underlie financial products. Detailed information can be found under [licensing](#) on our website.

###

Contact

Bettina Hessler, MV Index Solutions
+49 (0)69 4056 695 22
bettina.hessler@mvis-indices.com

Note to Editors:

MV Index Solutions (MVIS) develops, monitors and licenses the MVIS Indices, a selection of focused, investable and diversified benchmark indices which are especially designed to underlie financial products. MVIS Indices cover several asset classes, including hard assets and international equity markets as well as fixed income markets. Approximately USD 13.3 billion in assets under management are currently invested in financial products based on MVIS Indices. MVIS is a VanEck company.