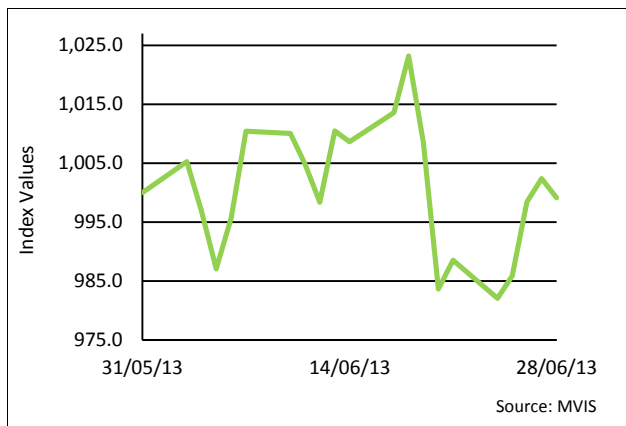


## June 2013 Best Performing Market Vectors Indices

**Frankfurt (1 July 2013)** – Market Vectors Index Solutions GmbH (MVIS – [www.marketvectorsindices.com](http://www.marketvectorsindices.com)) today announced the top performing Market Vectors Indices during June 2013 for the following index categories: MV Hard Assets/Sector Indices, MV Country Indices, MV Australia Indices, MV Hedge Fund Beta Indices and MV GDP Indices.

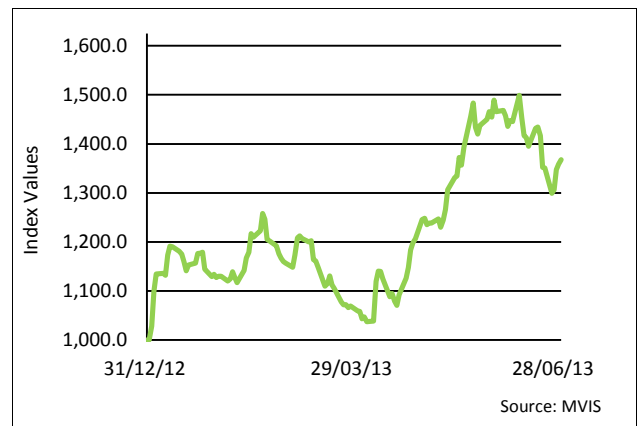
### Market Vectors Hard Assets and Sector Indices

**MV US Listed Retail 25 Index (MVRTHTR)**  
**Month-To-Date Performance: -0.09%**



The Index is licensed.

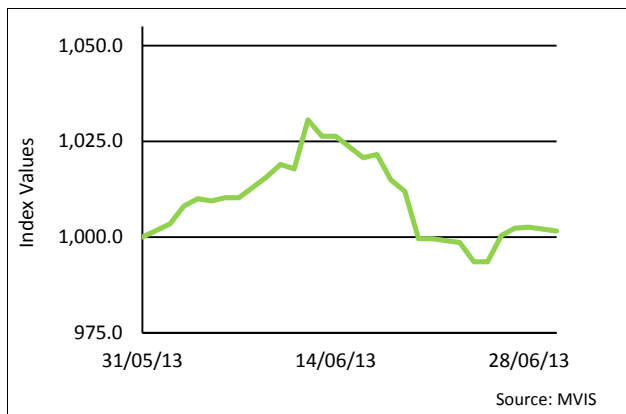
**MV Global Solar Energy Index (MVKWTTR)**  
**Year-To-Date Performance: 36.79%**



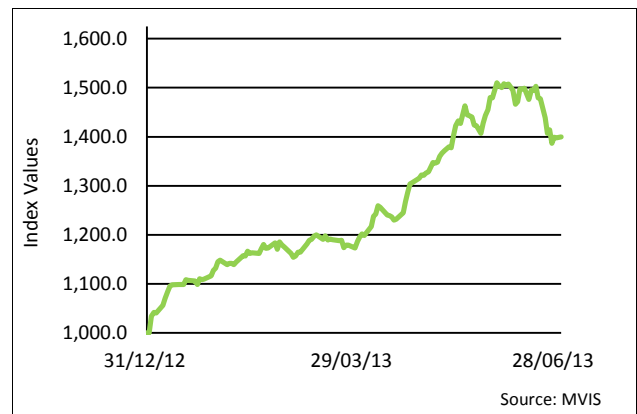
The Index is licensed.

### Market Vectors Country Indices

**MV Qatar Index (MVQATTR)**  
**Month-To-Date Performance: 0.16%**

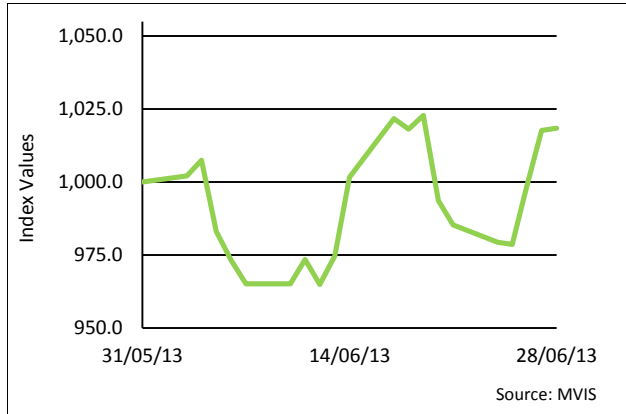


**MV United Arab Emirates Index (MVARETR)**  
**Year-To-Date Performance: 39.94%**

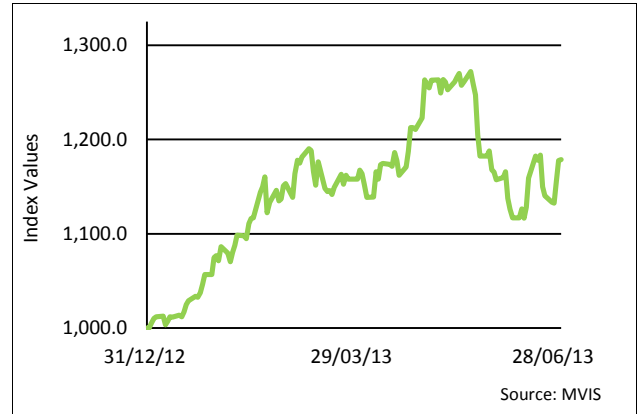


**Market Vectors Australia Indices**

**MV Australia Banks Index (MVMVBTR)**  
**Month-To-Date Performance: 1.85%**

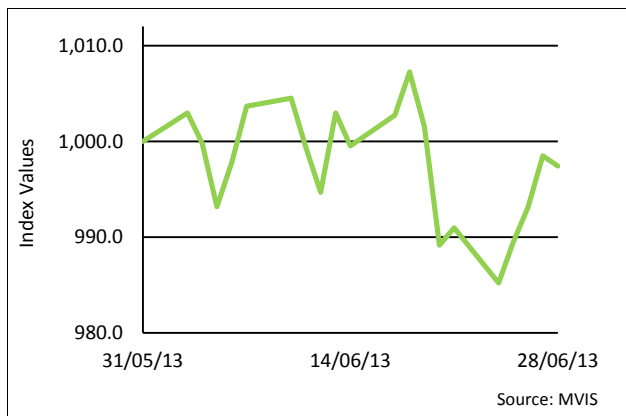


**MV Australia Banks Index (MVMVBTR)**  
**Year-To-Date Performance: 17.85%**

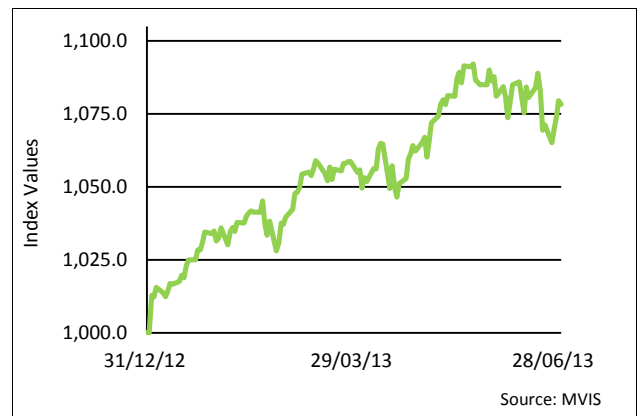


**Market Vectors Hedge Fund Beta Indices**

**MV North Am. L/S Equity HF Beta Index (MVLNATR)**  
**Month-To-Date Performance: -0.26%**

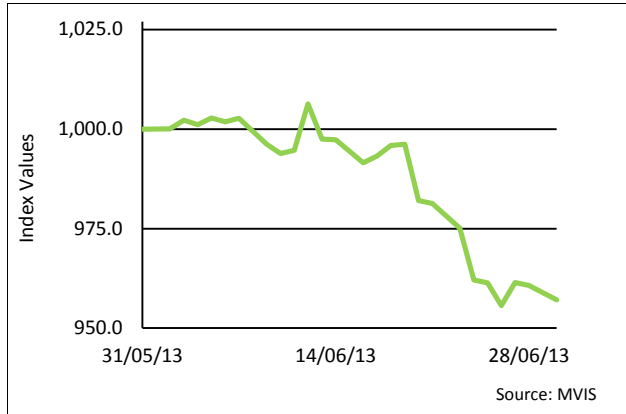


**MV North Am. L/S Equity HF Beta Index (MVLNATR)**  
**Year-To-Date Performance: 7.83%**



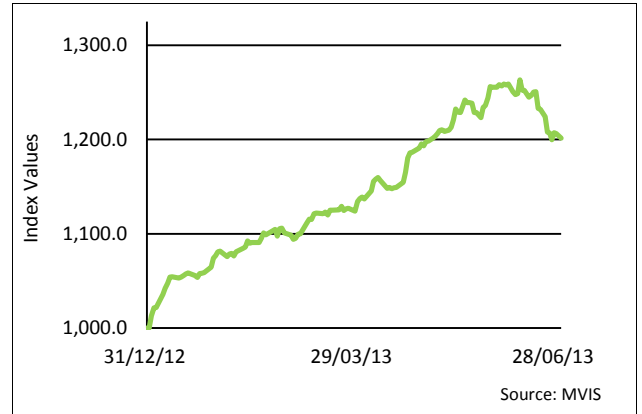
**Market Vectors GDP Indices**

**MV GDP GCC Index (MVMESTR)**  
**Month-To-Date Performance: -4.29%**



The Index is licensed.

**MV GDP GCC Index (MVMESTR)**  
**Year-To-Date Performance: 20.15%**



The Index is licensed.

All index values are rebased to 1000.

Market Vectors Indices are licensed to underlie financial products. Detailed information can be found under [Licensing](http://www.marketvectorsindices.com) on [www.marketvectorsindices.com](http://www.marketvectorsindices.com).

###

**Contact**

Lars Hamich (CEO), Market Vectors Index Solutions  
 +49 (0)69 4056 695 10  
[lars.hamich@mvindices.com](mailto:lars.hamich@mvindices.com)

Mike MacMillan, MacMillan Communications  
 +1 212 473 4442  
[mike@macmillancom.com](mailto:mike@macmillancom.com)

**Note to Editors**

About Market Vectors Index Solutions GmbH (MVIS).  
 Market Vectors Index Solutions develops, monitors and licenses the Market Vectors Indices, a selection of focused, investable and diversified benchmark indices. The indices are especially designed to underlie financial products. Market Vectors Indices cover several asset classes, including hard assets and international equity markets as well as fixed income markets and are licensed to serve as underlying indices for financial products. Approximately USD 11.7 billion in assets under management are currently invested in financial products based on Market Vectors Indices. MVIS is a wholly owned subsidiary of Van Eck Associates Corporation (also known as Van Eck Global).