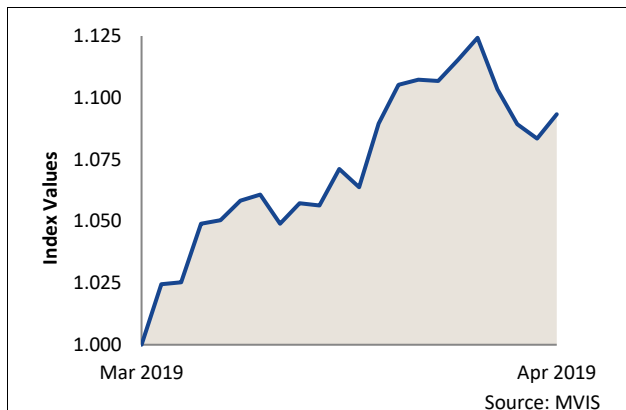


MVIS® ANNOUNCES BEST PERFORMING INDICES APRIL 2019

Frankfurt (2 May 2019) – MV Index Solutions (MVIS®) today announced the top performing MVIS Indices during April 2019 for the following index categories: MVIS Hard Assets/Sector Indices, MVIS Country Indices, MVIS Australia Indices, MVIS Bond Indices and MVIS CryptoCompare Digital Assets Indices.

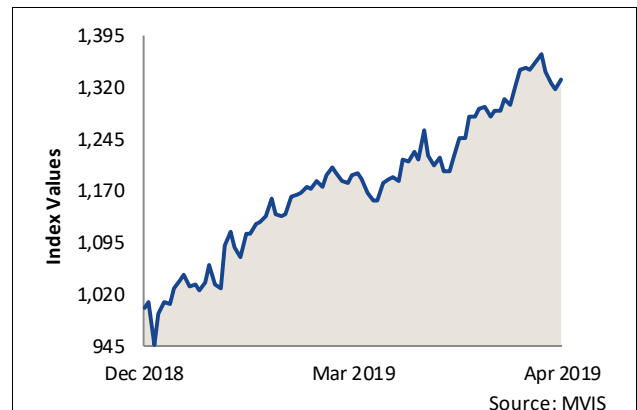
MVIS Hard Assets and Sector Indices

MVIS US Listed Semiconductor 25 Index (MVSMHTR)
Month-To-Date Performance: 9.34%



The Index is licensed.

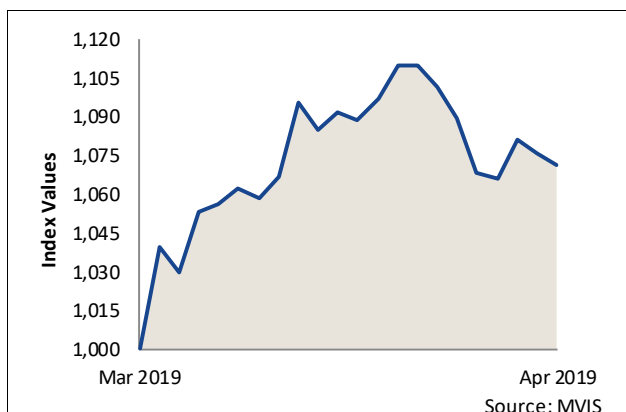
MVIS US Listed Semiconductor 25 Index (MVSMHTR)
Year-To-Date Performance: 33.10%



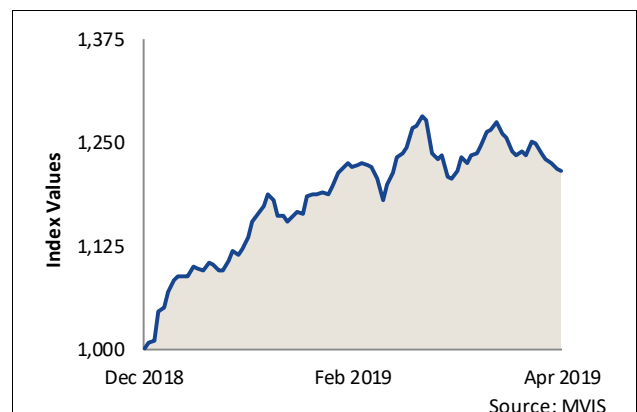
The Index is licensed.

MVIS Country Indices

MVIS South Africa Index (MVZAFTR)
Month-To-Date Performance: 7.17%

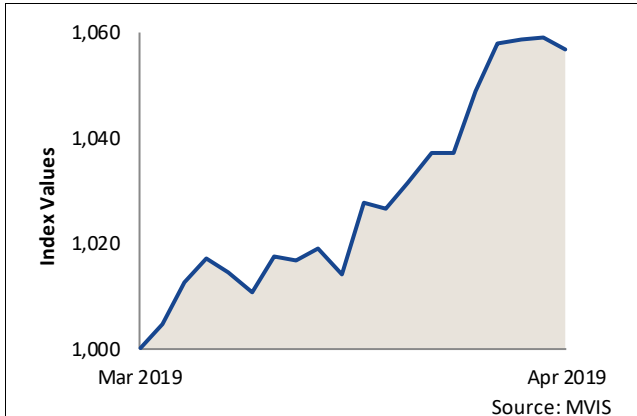


MVIS Colombia Index (MVCOLXTR)
Year-To-Date Performance: 21.55%



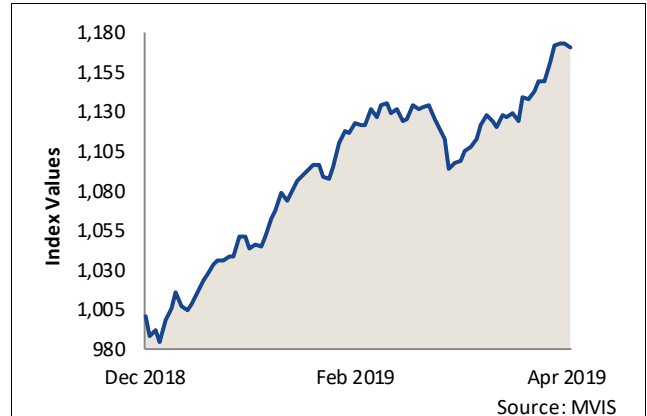
MVIS Australia Indices

MVIS AU SC Dividend Payers Index (AUD) (MVMVSTR)
Month-To-Date Performance: 5.71%



The Index is licensed.

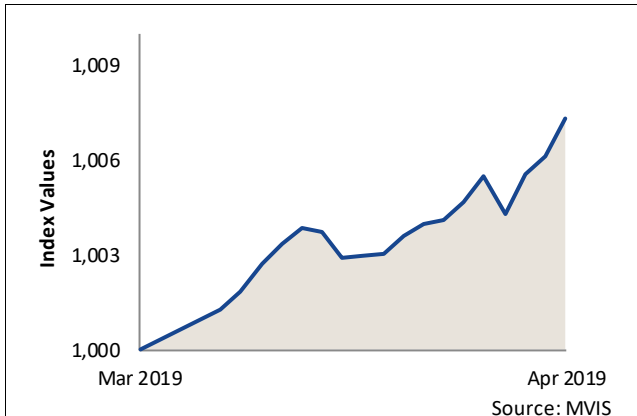
MVIS AU SC Dividend Payers Index (AUD) (MVMVSTR)
Year-To-Date Performance: 17.15%



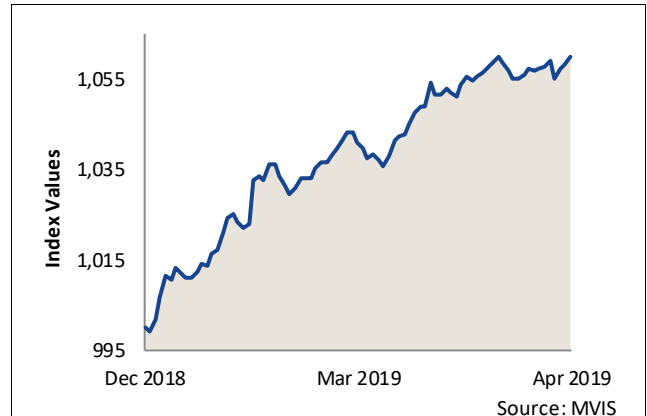
The Index is licensed.

MVIS Bond Indices

MVIS EM Corporate Bond Index (USD&EUR) (MVEMCD)
Month-To-Date Performance: 0.74%

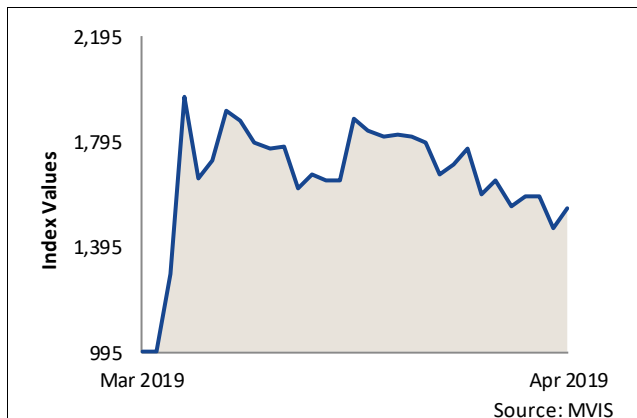


MVIS EM Sovereign Bond Index (USD&EUR) (MVEMSD)
Year-To-Date Performance: 6.00%



MVIS CryptoCompare Digital Assets Indices

MVIS CryptoCompare Bitcoin Cash Index (MVBCH)
Month-To-Date Performance: 54.68%



MVIS CryptoCompare Litecoin Index (MVLTC)
Year-To-Date Performance: 141.88%



All index values are rebased to 1000. Data as of 30 April 2019.

MVIS Indices are licensed to underlie financial products. Detailed information can be found under [licensing](#) on our website.

Contact

Nibha Manandhar, MV Index Solutions
 +49 (0)69 4056 695 22
media-enquiries@mvis-indices.com

Note to Editors:

MV Index Solutions (MVIS®) develops, monitors and licenses the MVIS Indices, a selection of focused, investable and diversified benchmark indices. The indices are especially designed to underlie financial products. MVIS Indices cover several asset classes, including equity, fixed income markets and digital assets and are licensed to serve as underlying indices for financial products. Approximately USD 12.64 billion in assets under management are currently invested in financial products based on MVIS Indices.

MV Index Solutions is a VanEck® Company.