

MVIS® US Listed Retail 25 Index

The MVIS® US Listed Retail 25 Index (MVRTH) tracks the performance of the 25 largest and most liquid US exchange-listed companies in the retail industry. This is a modified market cap-weighted index, and only includes companies that generate at least 50% of their revenue from retail, such as retail distribution, wholesale, online retail, direct mail retail, multi-line retail, or specialty retail.

Key Features



All Time High/Low **52-Week High/Low**

Total Return Net Index 7,110.39/753.74 6,502.01/5,538.72

Size and Liquidity Requirements

Full MCap of at least 150 mln USD. Three month average-daily-trading volume of at least 1 mln USD at a review and also at the previous two reviews. At least 250,000 shares traded per month over the last six months at a review and also at the previous two reviews.

Pure-Play

Companies have to generate at least 50% revenues from retail.

Diversification

Company weightings are capped at 20%.

Review

Semi-annually in March and September with quarterly rebalances.

Index Data

INDEX PARAMETERS

Launch Date	12 Aug 2011	Components	25
Type	Sector	Volatility (250 days)	14.56
Currency	USD	Full MCap bn USD	3,454.30
Base Date	29 Sep 2000	Float MCap bn USD	2,582.60
Base Value	1,000.00	Correlation* (250 days)	0.88

* MSCI ACWI Retailing

FUNDAMENTALS*

Price/Earnings Trailing	23.84
Price/Book	4.80
Price/Sales	0.65
Price/Cash Flow	13.61
Dividend Yield	1.41

* as of 30 Nov 2023

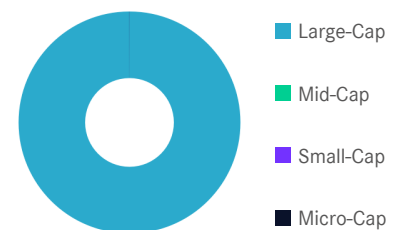
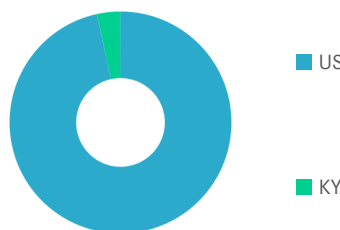
ANNUALISED PERFORMANCE*

1 Month	7.08%
1 Year	3.64%
3 Years	4.28%
5 Years	11.51%
7 Years	8.34%

* Total Return Net Index

Country and Size Weightings

Country	Count	Weight
United States	24	96.60%
Cayman Islands	1	3.40%

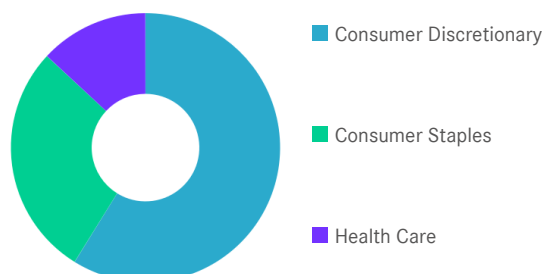


Size	Count	Weight
Large-Cap (> 6 bn)	25	100.00%
Mid-Cap (1.5 bn - 6 bn)	0	0.00%
Small-Cap (0.2 bn - 1.5 bn)	0	0.00%
Micro-Cap (0.0 bn - 0.2 bn)	0	0.00%

MVIS® US Listed Retail 25 Index

Sector Weightings

Sector	Count	Weight
Consumer Discretionary	13	58.84%
Consumer Staples	8	28.10%
Health Care	4	13.07%



Index Components

Top Components by Weight	Country	Weight	Best Performing Components	YTD	1 Day
AMAZON.COM INC	US	20.98%	MCKESSON CORP	26.16%	3.03%
HOME DEPOT INC	US	8.58%	DOLLAR TREE	-12.62%	2.04%
WALMART INC	US	7.94%	CENCORA INC	24.10%	1.93%
COSTCO WHOLESALE CORP	US	7.74%	LULULEMON ATHLETICA INC	39.46%	1.93%
MCKESSON CORP	US	4.56%	TARGET CORP	-7.32%	1.90%
CVS HEALTH CORP	US	4.54%			
O REILLY AUTOMOTIVE INC	US	4.36%			
TJX COMPANIES INC	US	4.25%			
LOWES COS INC	US	4.21%			
TARGET CORP	US	3.68%			
JD.COM INC	KY	3.40%			
LULULEMON ATHLETICA INC	US	3.04%			
Subtotal		77.30%			

Worst Performing Components	YTD	1 Day
LOWES COS INC	1.89%	-0.55%
WALMART INC	11.07%	-0.25%
WALGREENS BOOTS ALLIANCE INC	-42.78%	-0.20%
AMAZON.COM INC	73.92%	-0.16%
JD.COM INC	-50.41%	-0.04%

Symbols

	Symbol	ISIN	WKN	Sedol	Bloomberg	Reuters	Telekurs
Price Index	MVRTH	DE000SLA0LU8	SLA0LU	B3ZB7L8	MVRTH	.MVRTH	13624434
Total Return Net	MVRTHTR	DE000SLA0LV6	SLA0LV	B402887	MVRTHTR	.MVRTHTR	13624436
Total Return Gross	MVRTHTRG	DE000SLA1CH2	SLA1CH	B8BHHS2	MVRTHTRG	.MVRTHTRG	20729413

For further information visit www.marketvector.com

Nothing on this factsheet shall be considered a solicitation to buy or an offer to sell a security, or any other product or service, to any person in any jurisdiction where such offer, solicitation, purchase or sale would be unlawful under the laws of such jurisdiction. Neither MarketVector Indexes GmbH nor any of its licensors makes any warranties or representations, express or implied, to the user with respect to any of the data contained herein. The data is provided for informational purposes only, and the Company shall not be responsible or liable for the accuracy, usefulness or availability of any information transmitted or made available through it. The MarketVector™ family of indexes (MarketVector™, BlueStar®, MVIS®) is protected through various intellectual property rights and unfair competition and misappropriation laws. MVIS® is a registered trademark of Van Eck Associates Corporation that has been licensed to MarketVector Indexes GmbH. MarketVector™ and MarketVector Indexes™ are pending trademarks of Van Eck Associates Corporation. BlueStar®, BlueStar Indexes®, BIGI® and BIGITech® are trademarks of MarketVector Indexes GmbH. You require a licence to launch any product whose performance is linked to the value of a particular MarketVector™ Index and for all use of the MarketVector™ name or name of the MarketVector™ Index in the marketing of the product.