

MVIS® Global Video Gaming & eSports Index

The MVIS® Global Video Gaming & eSports Index (MVESPO) tracks the performance of the largest and more liquid companies in the global video gaming and eSports industries. This is a modified market cap-weighted index, and only includes companies that generate at least 50% of their revenue from video gaming and/or eSports, such as video games development and related software/hardware, streaming services, and eSports events companies. MVESPO covers at least 90% of the investable universe.

Key Features



All Time High/Low **52-Week High/Low**

Total Return Net Index 7,566.65/996.69 5,778.20/4,123.05

Size and Liquidity Requirements

Full MCap of at least 150 mln USD. Three month average-daily-trading volume of at least 1 mln USD at a review and also at the previous two reviews. At least 250,000 shares traded per month over the last six months at a review and also at the previous two reviews.

Pure-Play

Companies have to generate at least 50% revenues from video gaming & eSports.

Diversification

Company weightings are capped at 8%.

Review

Quarterly.

Index Data

INDEX PARAMETERS

Launch Date	16 Jul 2018	Components	24
Type	Sector	Volatility (250 days)	19.33
Currency	USD	Full MCap bn USD	2,114.13
Base Date	31 Dec 2014	Float MCap bn USD	1,566.11
Base Value	1,000.00	Correlation* (250 days)	0.66

* S&P Global 1200 Software Index

FUNDAMENTALS*

Price/Earnings Trailing	49.15
Price/Book	3.52
Price/Sales	3.48
Price/Cash Flow	19.54
Dividend Yield	0.91

* as of 30 Nov 2023

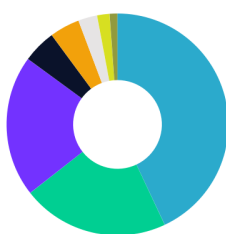
ANNUALISED PERFORMANCE*

1 Month	11.07%
1 Year	23.66%
3 Years	-3.96%
5 Years	15.57%
7 Years	20.88%

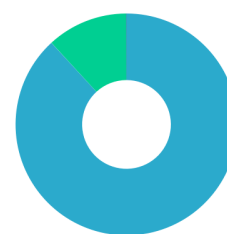
* Total Return Net Index

Country and Size Weightings

Country	Count	Weight
United States	8	43.00%
Cayman Islands	4	21.43%
Japan	6	20.63%
Australia	1	4.85%
South Korea	2	4.37%
Taiwan	1	2.77%
France	1	1.81%
Poland	1	1.13%



■ US
■ KY
■ JP
■ AU
■ KR
■ TW
■ FR
■ PL



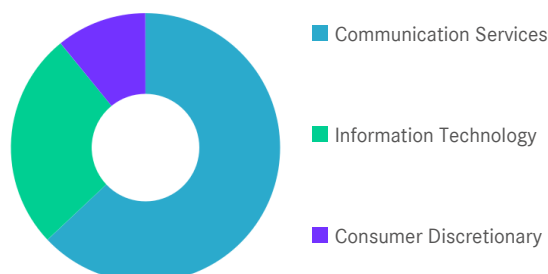
■ Large-Cap
■ Mid-Cap
■ Small-Cap
■ Micro-Cap

Size	Count	Weight
Large-Cap (> 6 bn)	17	88.17%
Mid-Cap (1.5 bn - 6 bn)	7	11.83%
Small-Cap (0.2 bn - 1.5 bn)	0	0.00%
Micro-Cap (0.0 bn - 0.2 bn)	0	0.00%

MVIS® Global Video Gaming & eSports Index

Sector Weightings

Sector	Count	Weight
Communication Services	16	62.99%
Information Technology	5	26.14%
Consumer Discretionary	3	10.87%



Index Components

Top Components by Weight	Country	Weight	Best Performing Components	YTD	1 Day
TENCENT HOLDINGS LTD	KY	8.44%	CD PROJEKT RED	-7.05%	3.59%
NVIDIA CORP	US	8.37%	TENCENT HOLDINGS LTD	3.75%	3.08%
ADVANCED MICRO DEVICES	US	8.17%	ARISTOCRAT LEISURE LTD	32.16%	1.70%
NETEASE INC-ADR	KY	7.15%	ROBLOX CORP	38.12%	1.63%
ROBLOX CORP	US	6.40%	MICRO-STAR INTERNATIONAL CO LTD	57.25%	1.43%
NINTENDO CO LTD	JP	6.32%			
ELECTRONIC ARTS INC	US	6.01%			
TAKE-TWO INTERACTIVE SOFTWARE INC	US	5.32%			
ARISTOCRAT LEISURE LTD	AU	4.85%			
SEA LTD	KY	4.38%			
BANDAI NAMCO HOLDINGS INC	JP	4.12%			
UNITY SOFTWARE INC	US	3.56%			
Subtotal		73.09%			

Worst Performing Components	YTD	1 Day
GAMESTOP CORP	-21.18%	-10.46%
APPROVIN CORP	255.94%	-3.97%
NVIDIA CORP	220.15%	-2.85%
UNITY SOFTWARE INC	3.22%	-2.80%
ADVANCED MICRO DEVICES	87.06%	-2.17%

Symbols

	Symbol	ISIN	WKN	Sedol	Bloomberg	Reuters	Telekurs
Price Index	MVESPO	DE000SLA5J17	SLA5J1	BG1G1D8	MVESPO	.MVESPO	42798282
Total Return Net	MVESPTR	DE000SLA5DJ7	SLA5DJ	BG1G1F0	MVESPTR	.MVESPTR	42798289
Total Return Gross	-	-	-	-	-	-	-

For further information visit www.marketvector.com

Nothing on this factsheet shall be considered a solicitation to buy or an offer to sell a security, or any other product or service, to any person in any jurisdiction where such offer, solicitation, purchase or sale would be unlawful under the laws of such jurisdiction. Neither MarketVector Indexes GmbH nor any of its licensors makes any warranties or representations, express or implied, to the user with respect to any of the data contained herein. The data is provided for informational purposes only, and the Company shall not be responsible or liable for the accuracy, usefulness or availability of any information transmitted or made available through it. The MarketVector™ family of indexes (MarketVector™, BlueStar®, BlueStar Indexes®, BIGI® and BIGITech®) is protected through various intellectual property rights and unfair competition and misappropriation laws. MVIS® is a registered trademark of Van Eck Associates Corporation that has been licensed to MarketVector Indexes GmbH. MarketVector™ and MarketVector Indexes™ are pending trademarks of Van Eck Associates Corporation. BlueStar®, BlueStar Indexes®, BIGI® and BIGITech® are trademarks of MarketVector Indexes GmbH. You require a licence to launch any product whose performance is linked to the value of a particular MarketVector™ Index and for all use of the MarketVector™ name or name of the MarketVector™ Index in the marketing of the product.