

APRIL 2024

# Digital Assets Quarterly

Chart Pack

## Commentary

### Bitcoin's Milestones:

1. Institutional interest has notably increased, with new entrants and discussions around potential rate cuts stimulating investment.
2. The launch of the **spot Bitcoin ETFs** was a major success in terms of flows and liquidity.
3. **Halving Event Anticipation:** With less than three weeks to the event, the market anticipates a significant impact on Bitcoin's value. Historical patterns suggest a tightening supply could bolster prices, reflecting Bitcoin's deflationary nature.
4. **Institutional Interest Surge:** Notable entries from wealth management and pension funds, including a move by Cetera and potential interest from the GPIF of Japan. This highlights Bitcoin's growing acceptance among traditional financial institutions.

### Ethereum and Scaling Solutions:

1. **Dencun Upgrade's Impact:** The successful deployment of the Dencun upgrade introduces "blobs," significantly lowering gas fees for Ethereum's layer 2 solutions. This marks a pivotal step in addressing scalability, potentially doubling the transaction capacity on the network.
2. **Ethereum's Role in Tokenization:** The initiative by BlackRock to tokenize treasury bonds and repo agreements on Ethereum underscores the network's increasing importance in the digital representation of real-world assets. This move, indicative of blockchain's growing financial integration, could pave the way for widespread adoption of tokenization across various asset classes.

### Solana's Growth:

1. **Unprecedented User Activity:** Driven by a meme coin frenzy and political tokens, Solana experiences a surge in network activity, reaching a two-year high. This uptick reflects Solana's appeal as a cost-effective platform for new and retail investors.
2. **Surge in Transaction Volume:** March sees Solana handling transaction volumes that not only double the peak of 2021 but also highlight the network's capacity for high throughput and low-cost transactions. The influx of new tokens and users showcases Solana's growing ecosystem and its potential as a leading platform for decentralized applications.

### Additional Highlights:

1. **ETH Staking and Network Security:** With over 26% of all ETH now staked, Ethereum demonstrates a strong commitment to network security and decentralization. This significant staking activity underscores community confidence in Ethereum's transition to proof-of-stake.

## Highlights

[Leading the Charge in Crypto Index Innovation](#)

[Launch of CBCHBR, CDOGEBR, and CLTCBR](#)

[Launch of MarketVector™ Figment Ethereum Reward Index](#)

[Unveiling the Revolution](#)

[Launch of MarketVector™ Solana Benchmark Rate](#)

[How Did Our Indexes Perform in the First Month of 2024?](#)

[Consumer Choice](#)

[Quarterly Digital Assets Review Q4 2023](#)

[Exploring the Potential of Alternative Layer Ones](#)

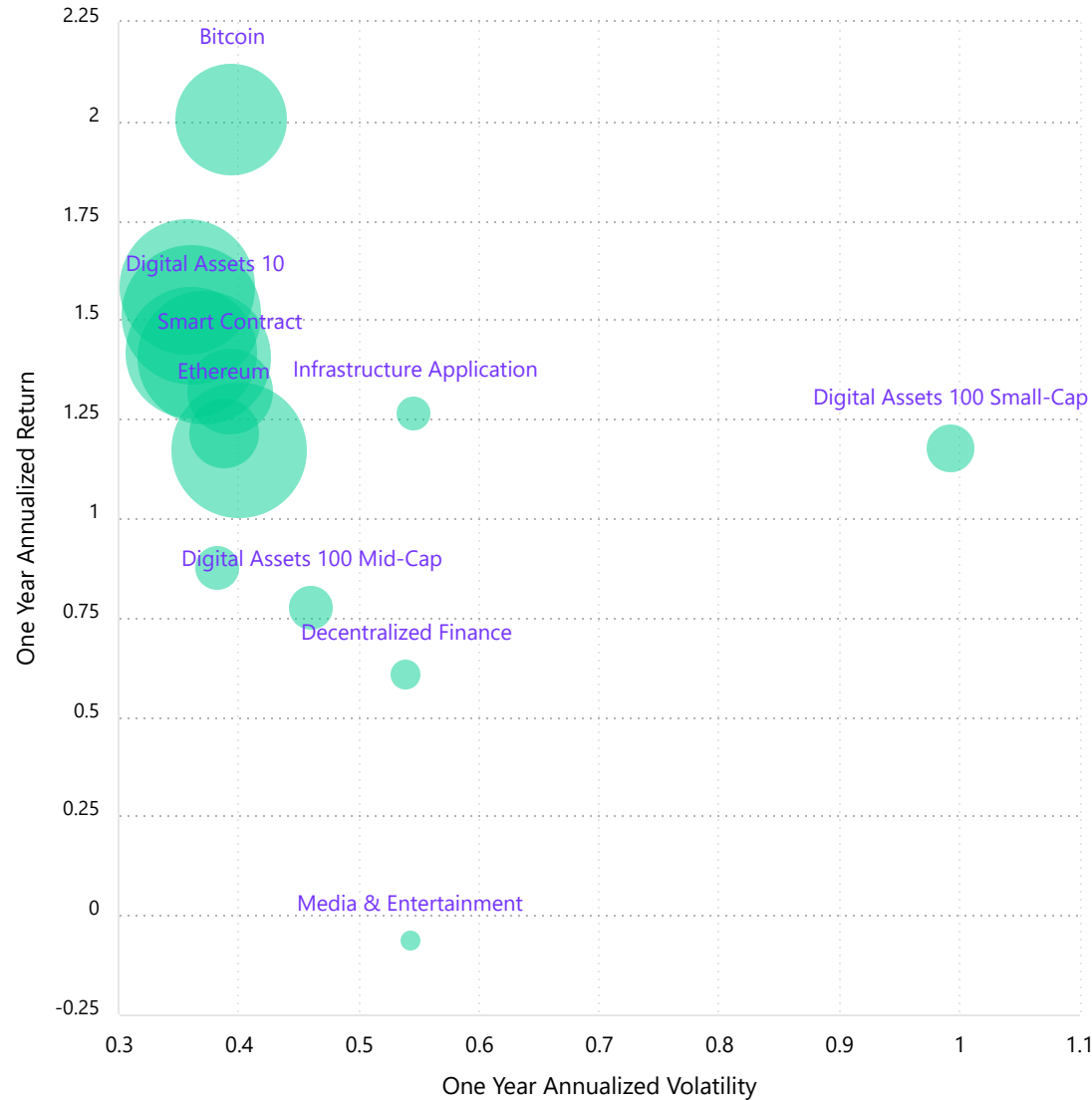
[New book, 'Mastering Crypto Assets' Addresses the Evolution of Crypto for Investors](#)

[Strategic Investment in CCData Marks a New Era in Digital Asset Indexing](#)

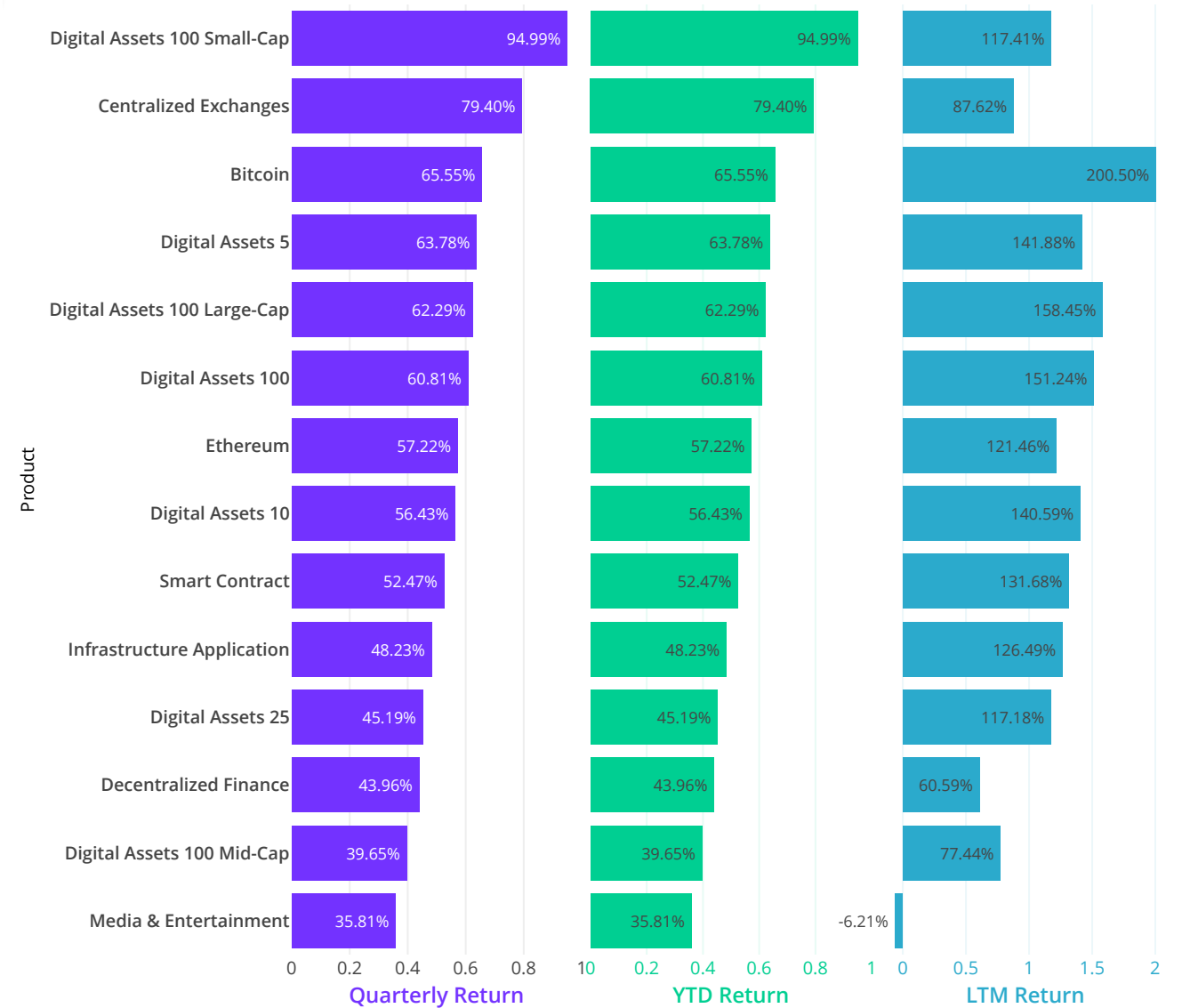
[Licensing of flagship Bitcoin Benchmark Rate to VanEck for HODL, the pioneering Spot Bitcoin ETF](#)

## Risk - Return Snapshot [Mar 2023-Mar 2024]

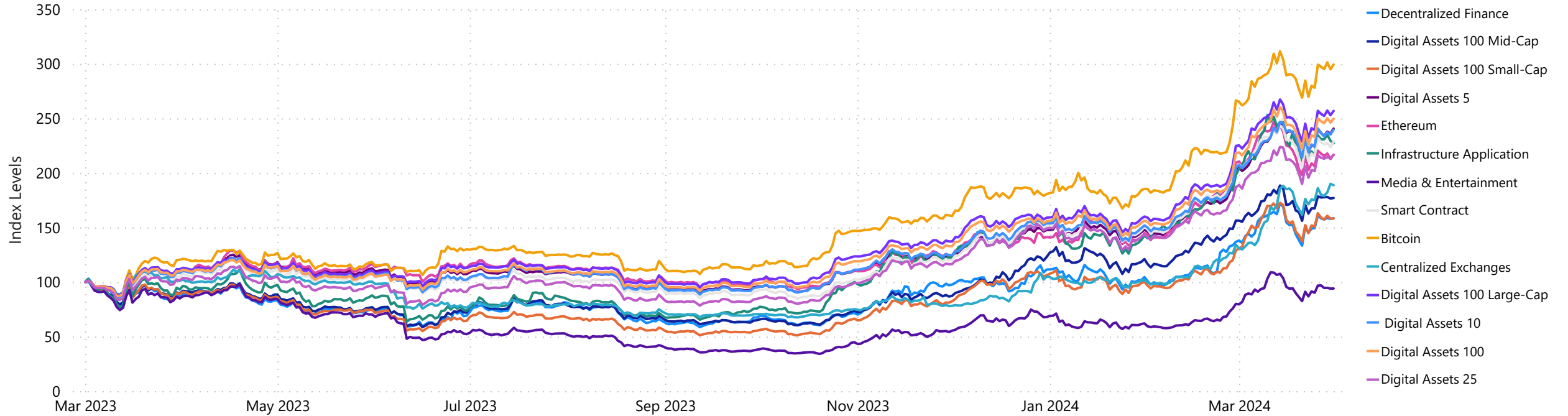
Bubble Size: Mkt. Cap. in bn USD



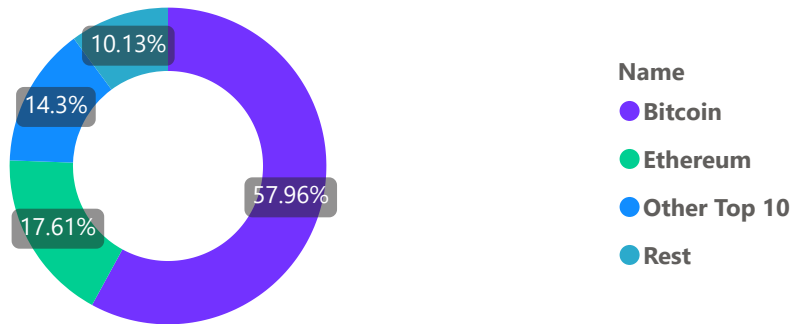
## Index Performance



## LTM Return [2024]



## Mkt Cap Split of Major Digital Assets



## Top 5 Indexes by Quarterly Return

Index	Quarterly Return
Bitcoin	65.55%
Centralized Exchanges	79.40%
Digital Assets 100 Large-Cap	62.29%
Digital Assets 100 Small-Cap	47.50%
Digital Assets 5	63.78%

## Bottom 5 Indexes by Quarterly Return

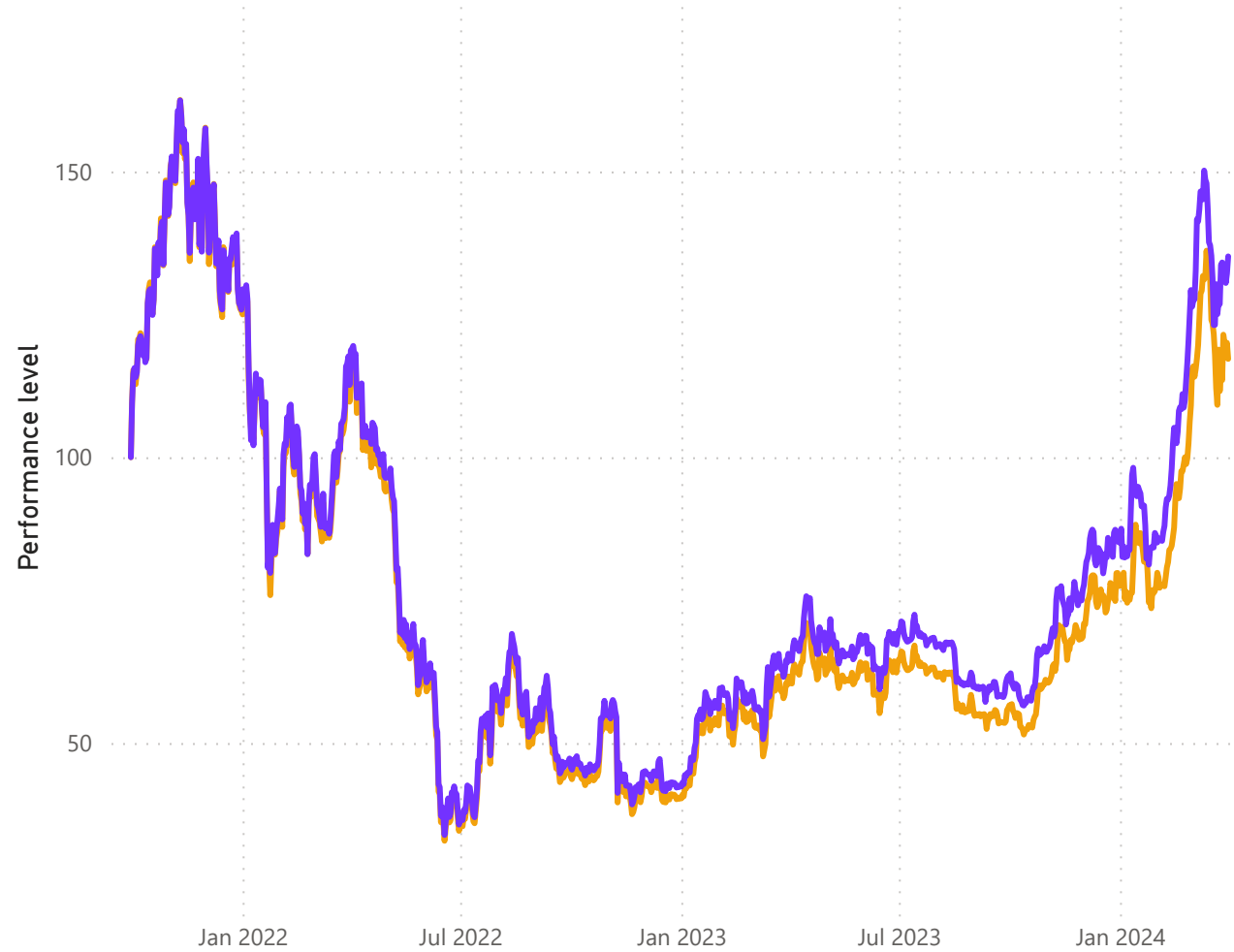
Index	Quarterly Return
Media & Entertainment	35.81%
Digital Assets 100 Mid-Cap	39.65%
Decentralized Finance	43.96%
Digital Assets 25	45.19%
Infrastructure Application	48.23%

# Quarterly Heatmap Q1 2024

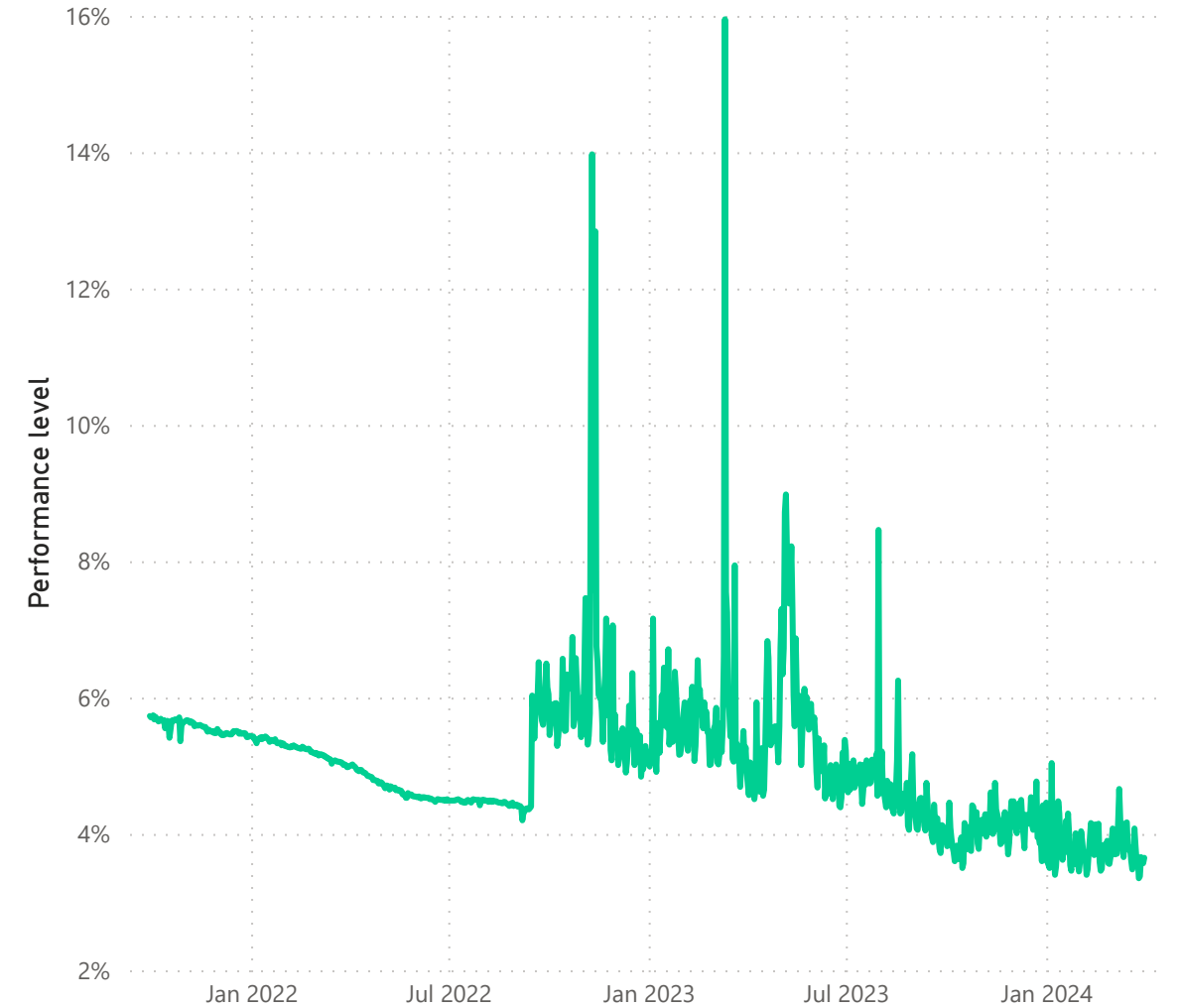


## Ethereum Price Performance (MVETH) Figment Ethereum Total Return Performance (MVETHTR)

● Ethereum ● Figment Ethereum



## Ethereum Annualized Staking Rewards Rate (STKR)



# Rolling Volatility in Digital Assets

### Bitcoin



### Centralized Exchanges



### Decentralized Finance



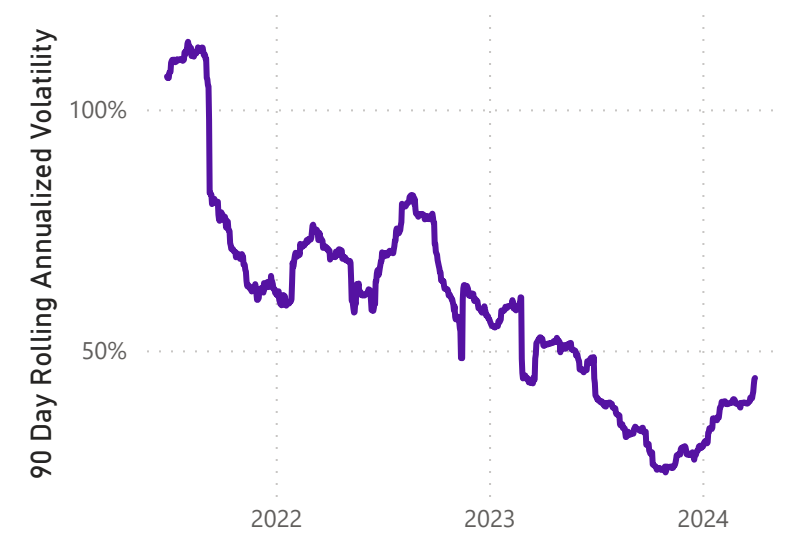
### Infrastructure Applications



### Media & Entertainment



### Smart Contract





## Bitcoin



## Centralized Exchanges



## Decentralized Finance



## Infrastructure Applications



## Media & Entertainment



## Smart Contract



# Bitcoin - Traditional Assets Correlation

### Commodities



### Gold



### Nasdaq



### Oil



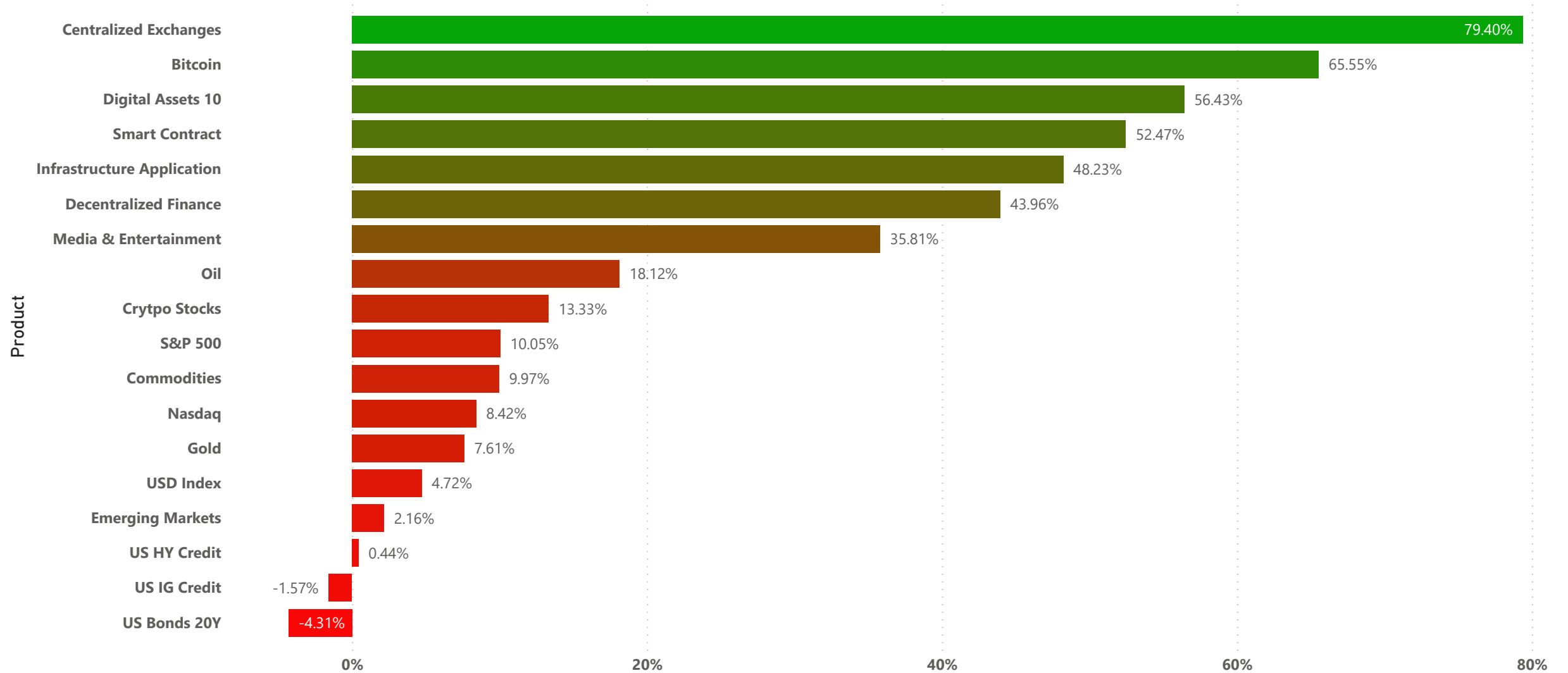
### US Bonds 20Y



### USD



## Quarterly Return Comparison



Ticker	Full Name	Short Name
DAPP	Crypto Stocks	Crypto Stocks
EEM	Emerging Markets	Emerging Markets
GLD	Gold	Gold
GSG	Commodities	Commodities
HYG	US HY Credit	US HY Credit
LQD	US IG Credit	US IG Credit
MVBTC	MarketVector™ Bitcoin Index	Bitcoin
MVCEX	MarketVector™ Centralized Exchanges Index	Centralized Exchanges
MVDA	MarketVector™ Digital Assets 100 Index	Digital Assets 100
MVDA10	MarketVector™ Digital Assets 10 Index	Digital Assets 10
MVDA25	MarketVector™ Digital Assets 25 Index	Digital Assets 25
MVDA5	MarketVector™ Digital Assets 5 Index	Digital Assets 5
MVDALC	MarketVector™ Digital Assets 100 Large-Cap Index	Digital Assets 100 Large-Cap
MVDAMC	MarketVector™ Digital Assets 100 Mid-Cap Index	Digital Assets 100 Mid-Cap
MVDASC	MarketVector™ Digital Assets 100 Small-Cap Index	Digital Assets 100 Small-Cap
MVDF	MarketVector™ Decentralized Finance Index	Decentralized Finance
MVETH	MarketVector™ Ethereum Index	Ethereum
MVETHTR	MarketVector™ Figment Ethereum Total Return Index	Figment Ethereum
MVIAP	MarketVector™ Infrastructure Application Index	Infrastructure Application
MVME	MarketVector™ Media & Entertainment Index	Media & Entertainment
MVSC	MarketVector™ Smart Contract Index	Smart Contract
QQQ	Nasdaq	Nasdaq
SKTR	MarketVector™ Figment Ethereum Staking Reward Reference Rate	Ethereum Staking Reward
SPY	S&P 500	S&P 500
Ticker	Full Name	Short Name
TLT	US Bonds 20Y	US Bonds 20Y
USD	USD Index	USD Index
USO	Oil	Oil

Copyright © 2024 by MarketVector Indexes GmbH ('MarketVector') All rights reserved. The MarketVector family of indexes (MarketVector™, Bluestar®, MVIS®) is protected through various intellectual property rights and unfair competition and misappropriation laws. MVIS® is a registered trademark of Van Eck Associates Corporation that has been licensed to MarketVector. MarketVector™ and MarketVector Indexes™ are pending trademarks of Van Eck Associates Corporation. BlueStar®, BlueStar Indexes®, BIGI® and BIGITech® are trademarks of MarketVector Indexes GmbH.

Redistribution, reproduction and/or photocopying in whole or in part are prohibited without written permission. All information provided by MarketVector is impersonal and not tailored to the needs of any person, entity or group of persons. MarketVector receives compensation in connection with licensing its indexes to third parties. You require a license from MarketVector I to launch any product that is linked to a MarketVector™ Index to use the index data for any business purpose and for all use of the MarketVector™ name or name of the MarketVector™ Index. Past performance of an index is not a guarantee of future results.

It is not possible to invest directly in an index. Exposure to an asset class represented by an index is available through investable instruments based on that index. MarketVector does not sponsor, endorse, sell, promote or manage any investment fund or other investment vehicle that is offered by third parties and that seeks to provide an investment return based on the performance of any index. MarketVector makes no assurance that investment products based on the index will accurately track index performance or provide positive investment returns. MarketVector is not an investment advisor, and it makes no representation regarding the advisability of investing in any such investment fund or other investment vehicle. A decision to invest in any such investment fund or other investment vehicle should not be made in reliance on any of the statements set forth in this document.

Prospective investors are advised to make an investment in any such fund or other vehicle only after carefully considering the risks associated with investing in such funds, as detailed in an offering memorandum or similar document that is prepared by or on behalf of the issuer of the investment fund or other vehicle. Inclusion of a security within an index is not a recommendation by MarketVector to buy, sell, or hold such security, nor is it considered to be investment advice.

These materials have been prepared solely for informational purposes based upon information generally available to the public from sources believed to be reliable. No content contained in these materials (including index data, ratings, credit-related analyses and data, model, software or other application or output therefrom) or any part thereof (Content) may be modified, reverse-engineered, reproduced or distributed in any form by any means, or stored in a database or retrieval system, without the prior written permission of MarketVector. The Content shall not be used for any unlawful or unauthorized purposes. MarketVector and its third-party data providers and licensors (collectively "MarketVector Parties") do not guarantee the accuracy, completeness, timeliness or availability of the Content. MarketVector Parties are not responsible for any errors or omissions, regardless of the cause, for the results obtained from the use of the Content.

THE CONTENT IS PROVIDED ON AN "AS IS" BASIS. MARKETVECTOR PARTIES DISCLAIM ANY AND ALL EXPRESS OR IMPLIED WARRANTIES, INCLUDING, BUT NOT LIMITED TO, ANY WARRANTIES OF MERCHANTABILITY OR FITNESS FOR A PARTICULAR PURPOSE OR USE, FREEDOM FROM BUGS, SOFTWARE ERRORS OR DEFECTS, THAT THE CONTENT'S FUNCTIONING WILL BE UNINTERRUPTED OR THAT THE CONTENT WILL OPERATE WITH ANY SOFTWARE OR HARDWARE CONFIGURATION. In no event shall MarketVector Parties be liable to any party for any direct, indirect, incidental, exemplary, compensatory, punitive, special or consequential damages, costs, expenses, legal fees, or losses (including, without limitation, lost income or lost profits and opportunity costs) in connection with any use of the Content even if advised of the possibility of such damages.

### MarketVector Indexes GmbH

Frankfurt Office  
Voltastr. 1  
60486 Frankfurt am Main  
+49 (69) 4056 695 55

New York Office  
1350 Avenue of the Americas, Fl 4  
New York, NY 10019  
(646) 380 2500