

June 2022

 MarketVector[™]
Indexes

Corporate Presentation
MarketVector Indexes GmbH

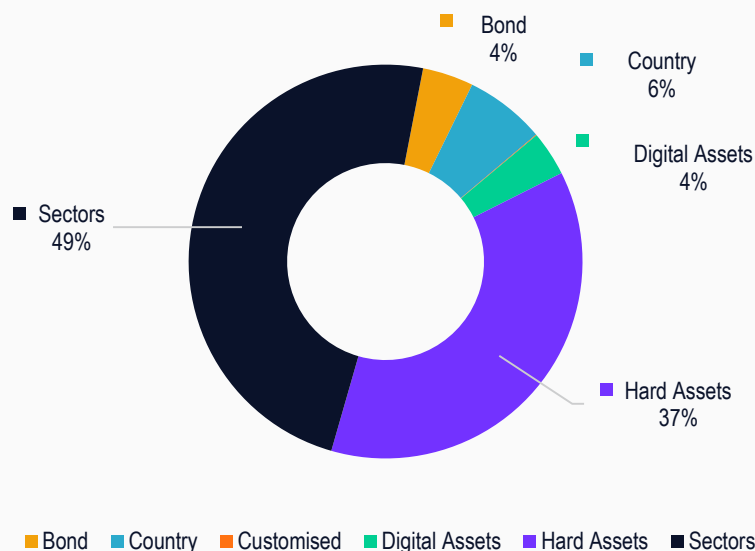
**Your world,
indexed**

MarketVector Indexes™

Accelerating innovation in financial index design and adoption since its launch in 2011

- Moving beyond common categories, MarketVector Indexes™ is a leading provider of blue-chip indexes built on three key factors: **pure-play exposure, component liquidity, and index diversification**. In combination, these factors ensure best practices in index design, optimized for the future of ETPs.
- MarketVector Indexes™ specializes in indexes that capture specific potential investment themes ranging from **hard assets, international equities with a strong focus on emerging markets, digital assets, fixed income, and disruptive sectors**.
- MarketVector Indexes™ is registered as a benchmark administrator under the **European Benchmarks Regulation since July 2019** and its Index methodology and operational process adheres to IOSCO guidelines.
- August 2020, MarketVector Indexes™ acquires BlueStar® Indexes, a New York-based research-driven provider of indexes and financial data, increasing the range of indexes and global business.
- MarketVector Indexes™ deploys a **highly customizable product and paradigm-based** index methodology that enables investors to express views beyond the limitations of traditional broad or sector benchmarks.
- MarketVector Indexes™ leverages its Index Advisory Committee, a governance body of industry and thematic experts, to oversee the maintenance of its indexes, ensuring that they reflect their stated objectives and implement best practices into their construction.

AUM for Licensed Products by % of Index Category



Index Category	AUM for Licensed Products (USD mn)	Count of Licensed Index	Count of Index (Family)
Bond	1,107	3	3
Country	1,743	10	40
Customised	17	2	15
Digital Assets	971	17	45
Hard Assets	9,734	10	11
Sectors	12,838	49	65
Total	26,410	91	179

Source: MarketVector Indexes™. Data as end of June 2022

The MarketVector Indexes™/BlueStar® Advantage

Accelerating innovation in financial index design



[Watch the MarketVector Indexes™ story](#)

MarketVector Indexes™ Website: Transparency & Information

MarketVector Indexes REGISTER LOGIN CONTACTS

MVIS OneHundred

Why are Juniors Underperforming?
Junior stocks normally underperform early in a cycle.

[READ MORE](#)

INDEXES ▾ NEWS ▾ DATA ▾ TOOLS ▾ LICENSING ▾ ABOUT US ▾

TOP PERFORMERS

ALL | EQUITY | BOND | DIGITAL ASSETS

	LAST	TODAY	YTD	3 YEARS	BCHNQ: 0.00 (0.00%)	7 Jul 2022 12:17
BlueStar® China Internet Software	287.59	▲ 3.75%	▲ 12.07%	▼ 3.06%		
BlueStar® Genomic Health Care	119.86	▲ 3.4%				
MVIS® Poland	639.78	▲ 3.27%				
BlueStar® Asia Technology	336.9	▲ 3.21%				
MVIS® Vietnam	524.17	▲ 2.54%				

Price Total Return (Net/Gross)

TOOLS

INDEXES ▾ NEWS ▾ DATA ▾ TOOLS ▾ LICENSING ▾ ABOUT US ▾

Home » Tools » Dynamic Tools » Extended Charting








Charting Tool

Select MVIS® Index:

Compare with Index:

— MVIS® Global Junior Gold Miners Price

*Graph uses UTC time NOT local time

-  [Explore our Index Family](#)
-  [Read our latest Insights](#)
-  [Watch our latest Videos](#)
-  [Contact our Team](#)
-  [Subscribe to our Newsletters](#)
-  [Follow us on LinkedIn](#)
-  [Follow us on Twitter](#)

MarketVector Indexes™ by the Numbers...

\$26bn

AUM of indexes licensed

-22%

Annualized AUM growth of licensed products
YTD 2022

9

of global markets with MarketVector
Indexes™ products

179

indexes

6

indexes licensed above \$1bn

24

new indexes developed in YTD 2022

11%

[BlueStar® China Software Internet Index
\(BCHNQNTR Index\)](#)
Q2 2022 Performance

-1%

[MVIS® US Investment Grade Floating Rate
\(MVFLTR Index\)](#)
Q2 2022 Performance

-54%

[MVIS® CryptoCompare FTX Token VWAP
Close \(MVFTTV Index\)](#)
Q2 2022 Performance

Grounded in Tradition, Driven by Innovation

“Accelerating innovation in financial index design and adoption”

Applying Traditional Best Practices

- **Liquidity:** Applying strict and demanding liquidity screening to ensure a more investable index
- **Diversification:** Mitigates concentration issues through deployment of a sophisticated capping approach, resulting in balanced and diversified index exposure
- **Transparency:** MarketVector Indexes™ offers real-time index data and more at www.marketvector.com

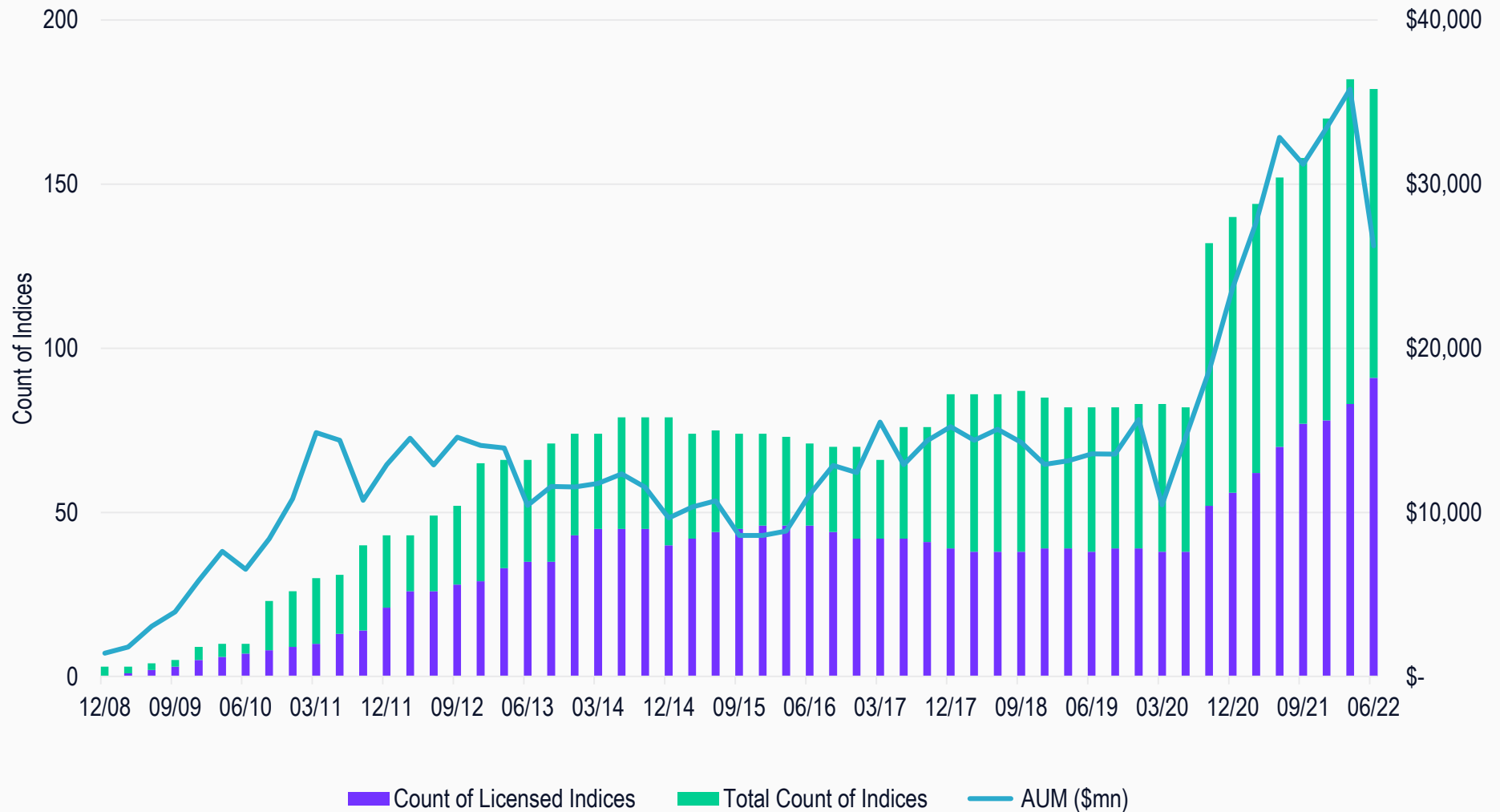
Deploying New Innovations

- **Pure-play:** Applies integrity by capturing companies that generate at least 50% of their revenues in the target country, sector or theme
- **Global:** Connects companies to their country origin, regardless of their listing venue
- **Paradigm-based:** Deploys a top-down approach in the construction of thematic indexes; often utilizes diversified subthemes within the Index to capture the idea holistically
- **Weighting Strategies:** Applies flexible & customizable strategies – from standard to alpha-seeking



MarketVector Indexes™ – Index Family Overview

Development of indexes and AUM (Quarterly, \$mn)



Source: MarketVector Indexes™. Data as end of June 2022.

* MarketVector Indexes™ acquired BlueStar in August 2020.

MarketVector™ Index Family – licensed* products

Type	Underlying Index	AUM*	Type	Underlying Index	AUM*	Type	Underlying Index	AUM*	
	MVIS® US Listed Semiconductor 25	6413		MVIS® Global Digital Assets Equity	39		BS® Glb. Onl. Gamb. Vid. Gam. & eSports	1	
	BlueStar® 5G Communications	918		BlueStar® Hotels, Airlines, and Cruises	37	Sector/Thematic Equity	MVIS® Global Digital Assets Mining	1	
	MVIS® Global Video Gaming & eSports	886		BlueStar® Fintech	33		BlueStar® Global Robotics & 3D Printing	1	
	MVIS® US Listed Semiconductor 10% Capped	723		BlueStar® Asia Technology	32		BlueStar® E-Commerce US Leaders	0.8	
	MVIS® US Business Development Companies	631		BlueStar® Robotics	28		BlueStar® E-Healthcare	0.7	
	MVIS® US Listed Pharmaceutical 25	558		BlueStar® China Internet Software	25		BlueStar® E-Comm., Payments & Log.	0.5	
	MVIS® US Listed Biotech 25	443		BlueStar® Global 5G Connectivity	24		BlueStar® Glb. E-Brokers & DCM	0.3	
	MVIS® Australia A-REITs (AUD)	415		BlueStar® Artificial Intelligence	15		BlueStar® E-Brokers & DCM	0.2	
Sector/Thematic Equity	MVIS® Global Low Carbon Energy	230	Sector/Thematic Equity	BlueStar® E-Games	12		Type	Underlying Index	AUM*
	BlueStar® Israel Global Technology	227		BlueStar® Global GreenTech	11			MVIS® Global Junior Gold Miners	4130
	MVIS® US Mortgage REITs	219		BlueStar® Solar Energy Industry	10		Sector/Thematic Equity	MVIS® US Listed Oil Services 25	2736
	MVIS® US Listed Retail 25	149		BlueStar® Autonomous Driving	9			MVIS® Global Agribusiness	1664
	MVIS® Australia Banks (AUD)	129		MVIS® Global Future of Food ESG	5			MVIS® Global Rare Earth/Strategic Metals	870
	BlueStar® Machine Learn. & Quantum Comp.	116		MVIS® Global Space Industry ESG	5	MVIS® Australia Resources (AUD)		169	
	BlueStar® Top 10 US Banks	114		BlueStar® Genomic Health Care	5	MVIS® Global Oil Refiners		57	
	BlueStar® Travel and Vacation	101		BlueStar® Top 10 US List. Alt. Asset Mgr.	4	MVIS® Global Uranium & Nuclear Energy		45	
	MVIS® Global Hydrogen Economy ESG	89		BlueStar® Data Center and Log.	4	MVIS® North America Energy Infrastructure		32	
	MVIS® Global Gaming	66		MVIS® Europe Travel and Vacation	3	MVIS® Global Clean-Tech Metals		22	
	MVIS® Global Video Gaming & eSports (AUD)	55		BlueStar® Electric Vehicle Industry	2	BlueStar® Agribusiness 50		11	
	BlueStar® Hydrogen and NextGen Fuel Cell	46		MVIS® Digital India	2				
MVIS® Global Digital Assets Equity	39	BlueStar® Total Security	1						

Source: MarketVector Indexes™. Data as end of June 2022. * in mln USD

*A licence agreement is required to use indexes, index data or trademarks for any commercial purpose, or for research and analysis, or for the issuance, launch, promotion or marketing of financial products such as exchange-traded products, mutual funds, certificates, derivatives, swaps, bonds or OTC products linked to or based on MVIS® Indexes. The information provided here reflects the list of licensed indexes with publically available assets under management.

MarketVector™ Index Family – licensed* products

Type	Underlying Index	AUM*	Type	Underlying Index	AUM*	Type	Underlying Index	AUM*
	MVIS® Australia Equal Weight (AUD)	1097		MVIS® CC Bitcoin Benchmark Rate	481		MVIS® US Investment Grade Floating Rate	1086
	MVIS® Vietnam	385		MVIS® CC Ethereum Benchmark Rate	235	Bond	MVIS® MA US Inv. Grade Corp. Bond	13
	BlueStar® Israel Global	64		MVIS® CC Bitcoin VWAP Close	104		MVIS® Moody's Analytics US BBB Corp. Bond	8
	MVIS® Indonesia	51		MVIS® CC TRON VWAP Close	64			
Country	MVIS® GDP Africa	50		MVIS® CC Ethereum VWAP Close	43			
	MVIS® Russia	29		MVIS® CC Solana VWAP Close	16			
	MVIS® Australia SC Dividend Payers (AUD)	27		MVIS® CC Algorand VWAP Close	15			
	MVIS® Brazil Small-Cap	25	Digital Assets	MVIS® CC Avalanche VWAP Close	5			
	MVIS® Egypt	14		MVIS® CC Polkadot VWAP Close	2			
	MVIS® Russia Small-Cap	1		MVIS® CC Crypto Leaders VWAP Close	2			
				MVIS® CC Media & Entertainment Leaders	1			
				MVIS® CC FTX Token VWAP Close	0.6			
				MVIS® CC Smart Lead VWAP Close	0.6			
				MVIS® CC Chainlink VWAP Close	0.5			
		MVIS® CC Smart Contract Leaders Brazil		0.4				
		MVIS® CC Polygon VWAP Close		0.4				
		MVIS® CC Terra VWAP Close		0.1				

Source: MarketVector Indexes™. Data as end of June 2022. * in mln USD

*A licence agreement is required to use indexes, index data or trademarks for any commercial purpose, or for research and analysis, or for the issuance, launch, promotion or marketing of financial products such as exchange-traded products, mutual funds, certificates, derivatives, swaps, bonds or OTC products linked to or based on MVIS® Indexes. The information provided here reflects the list of licensed indexes with publically available assets under management.

Leadership Team

marketvector.com/register



Steven Schoenfeld
CEO

Steven Schoenfeld joined MarketVector Indexes™ as CEO following its acquisition of BlueStar Indexes in August of 2020. Steven was the Founder and Chief Investment Officer of BlueStar which maintained a family of indexes for Global Technology Stocks and Israeli Equities & Bonds. Steven is a 36-year veteran of the investment management industry, having served in senior fiduciary positions at Northern Trust, where he oversaw more \$300 billion in quantitatively-managed global equity and fixed income portfolios, and at Barclays Global Investors (now Blackrock), where he managed more than \$70 billion in developed and emerging market stock index fund and ETFs. Previously, he led the team at IFC/World Bank which developed the first investable Emerging Market indexes, and traded Japanese stock index futures on the floor of the Singapore Exchange.

Steven is the author of Active Index Investing (Wiley Finance, 2004), co-author of The Pacific-Rim Futures and Options Markets (McGraw-Hill, 1992), and co-founder of IndexUniverse.com (now ETF.com). He has a BA in History and Government from Clark University, was a Fulbright Scholar in Economics at the National University of Singapore, and has an MA from the Johns Hopkins School of Advanced International Studies (SAIS).



Thomas Kettner
COO

Thomas Kettner is COO at MarketVector Indexes™ with global responsibility for the company's index business. He is an index expert with more than fifteen years of experience in the development and maintenance of indexes, with a focus on the development of indexes designed for financial products. He is supported by a team of index specialists with an average of five years of experience in index development, maintenance and marketing. Prior to joining MarketVector Indexes™ in 2012, Mr. Kettner held various positions at leading index providers such as Dow Jones Indexes and STOXX Ltd.

Mr. Kettner holds a degree in Economics from the University of Konstanz, Germany, and is a CIIA graduate.



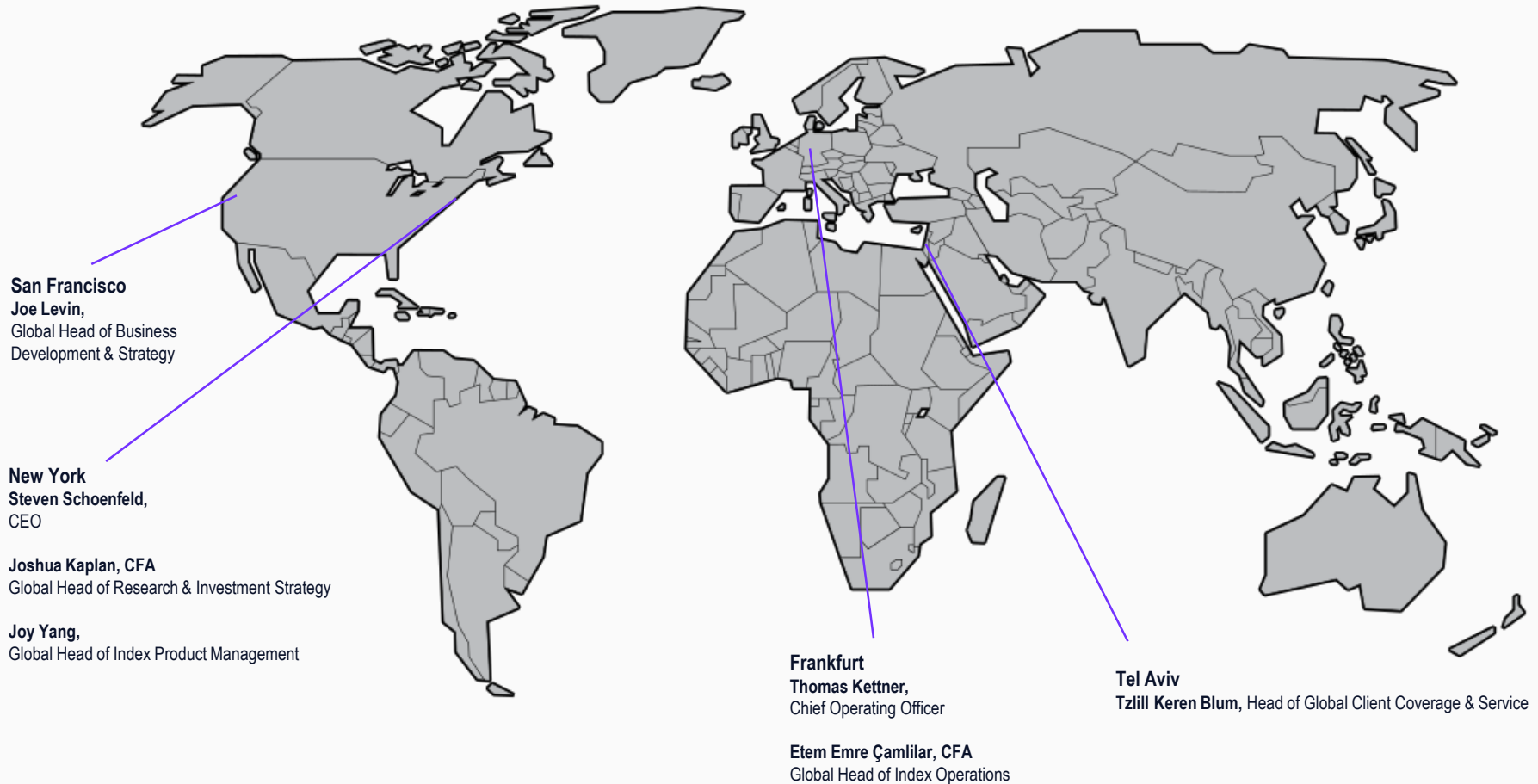
Torsten Hunke
Managing Director

Torsten Hunke joined MarketVector Indexes™ in 2014 to support the firm's index business as the European Legal Counsel and has served as Managing Director since 2016.

He has more than 15 years of experience as international banking regulatory and investment fund lawyer. Prior to joining MarketVector Indexes™, Mr. Hunke worked as a Director at Credit Suisse where he was responsible for the EMEA Asset Management Legal Department and for the legal affairs of Credit Suisse's two German investment companies. Earlier career milestones include positions at the Global Depository Department at Deutsche Bank AG and the investment funds and banking regulatory department at Linklaters in Frankfurt and London.

Mr. Hunke is an attorney at law and a member of the German Bar Association. He studied law at the Universities of Hannover, Brandenburg, and Le Havre (France).

Global Contacts



Frankfurt Office

Kreuznacher Str. 30
60486 Frankfurt am Main
Germany
+49 (69) 4056 695 55
info@marketvector.com

New York Office

666 3rd Avenue
New York, NY 10017
(201) 365 5340

Sales Team

MVIS-Sales@marketvector.com

Support Team

index-support@marketvector.com

Media Relations and Marketing Team

Eunjeong Kang,
Marketing/Data Associate
+49 69 4056 695 38
media-enquiries@marketvector.com

MarketVector™, MVIS® and BlueStar® Extended Index Family - calculated

Type	Underlying Index	Type	Underlying Index	Type	Underlying Index
Sector/Thematic Equity	BlueStar® 5G Communications	Sector/Thematic Equity	BlueStar® Glob. Onl. Gamb. Vid. Gam. & eSports	Sector/Thematic Equity	MVIS® Digital India
	BlueStar® Artificial Intelligence		BlueStar® Global Robotics & 3D Printing		MVIS® Global Bionic Healthcare ESG
	BlueStar® Asia Technology		BlueStar® Hotels, Airlines, and Cruises		MVIS® Global Circular Economy ESG
	BlueStar® Autonomous Driving		BlueStar® Hydrogen and NextGen Fuel Cell		MVIS® Global Digital Assets Equity
	BlueStar® Big Data & Analytics		BlueStar® Israel Global Technology		MVIS® Global Digital Assets Mining
	BlueStar® China Internet Software		BlueStar® Israel Global Technology North America		MVIS® Global Future Healthcare ESG
	BlueStar® Data Center and Logistics Real Estate		BlueStar® Israel Infrastructure		MVIS® Global Future of Food ESG
	BlueStar® Digital Advertising		BlueStar® Machine Learning and Quantum Computing		MVIS® Global Gaming
	BlueStar® E-Brokers and Digital Capital Markets		BlueStar® Robotics		MVIS® Global Hydrogen Economy
	BlueStar® E-Commerce US Leaders		BlueStar® Solar Energy Industry		MVIS® Global Low Carbon Energy
	BlueStar® E-Commerce, Payments, and Logistics		BlueStar® Top 10 US Banks		MVIS® Global Space Industry ESG
	BlueStar® E-Games		BlueStar® Top 10 US List. Alt. Asset Mgr.		MVIS® Global Video Gaming & eSports
	BlueStar® E-Healthcare		BlueStar® Top 10 US Office REITs		MVIS® Global Video Gaming & eSports (AUD)
	BlueStar® Electric Vehicle Industry		BlueStar® Top 10 US Residential Real Estate		MVIS® North America Cannabis Industry
	BlueStar® Europe Travel and Vacation		BlueStar® Total Security		MVIS® US Business Development Companies
	BlueStar® Fintech		BlueStar® Travel and Vacation		MVIS® US Listed Biotech 25
	BlueStar® Genomic Health Care		BlueStar® US List. E-Brokers & DCM		MVIS® US Listed Pharmaceutical 25
	BlueStar® Global 5G Connectivity		BlueStar® US Listed Internet Infrastructure		MVIS® US Listed Retail 25
	BlueStar® Glob. E-Brokers & DCM		BlueStar® US Machine Learn. & Quantum Comp.		MVIS® US Listed Semiconductor 10% Capped ESG
	BlueStar® Global GreenTech		BlueStar® Wind Energy Industry		MVIS® US Listed Semiconductor 25
BlueStar® Global Logistics	MVIS® Australia A-REITs (AUD)	MVIS® US Mortgage REITs			
BlueStar® Global Logistics Benchmark	MVIS® Australia Banks (AUD)				

Source: MarketVector Indexes™. Data as end of June 2022.

MarketVector™, MVIS® and BlueStar® Extended Index Family - calculated

Type	Underlying Index	Type	Underlying Index
Digital Assets	MarketVector™ Centralized Exchanges	Digital Assets	MVIS® CryptoCompare Ethereum Benchmark Rate
	MarketVector™ Coinbase Bitcoin Benchmark Rate		MVIS® CryptoCompare Ethereum VWAP Close
	MarketVector™ Coinbase Ethereum Benchmark Rate		MVIS® CryptoCompare FTX Token VWAP Close
	MVIS® CryptoCompare Algorand VWAP Close		MVIS® CC Global Bitcoin Benchmark Rate (AUD)
	MVIS® CryptoCompare Avalanche VWAP Close		MVIS® CC Global Ethereum Benchmark Rate (AUD)
	MVIS® CryptoCompare Bitcoin		MVIS® CryptoCompare Infrastructure Application
	MVIS® CryptoCompare Bitcoin Benchmark Rate		MVIS® CC Infrastructure Application Leaders
	MVIS® CryptoCompare Bitcoin VWAP Close		MVIS® CryptoCompare Media & Entertainment
	MVIS® CryptoCompare Chainlink VWAP Close		MVIS® CryptoCompare Media & Entertainment Leaders
	MVIS® Cryptocompare Crypto Leaders VWAP Close		MVIS® CC Media & Entertainment Leaders Brazil
	MVIS® CryptoCompare Decentralized Finance		MVIS® CryptoCompare NEAR VWAP Close
	MVIS® CryptoCompare Decentralized Finance Leaders		MVIS® CryptoCompare Optimum Global Cryptoasset
	MVIS® CryptoCompare DeFi 20		MVIS® CryptoCompare Polkadot VWAP Close
	MVIS® CryptoCompare Digital Asset Select		MVIS® CryptoCompare Polygon VWAP Close
	MVIS® CryptoCompare Digital Assets 10		MVIS® CryptoCompare Smart Contract
	MVIS® CryptoCompare Digital Assets 100		MVIS® CryptoCompare Smart Contract Leaders
	MVIS® CryptoCompare Digital Assets 100 Large-Cap		MVIS® CryptoCompare Smart Contract Leaders Brazil
	MVIS® CryptoCompare Digital Assets 100 Mid-Cap		MVIS® CC Smart Contract Leaders VWAP Close
	MVIS® CryptoCompare Digital Assets 100 Small-Cap		MVIS® CryptoCompare Solana VWAP Close
	MVIS® CryptoCompare Digital Assets 25		MVIS® CryptoCompare Terra VWAP Close
MVIS® CryptoCompare Digital Assets 5	MVIS® CryptoCompare TRON VWAP Close		
MVIS® CryptoCompare Ethereum	MVIS® CryptoCompare XRP		
	Weiss MVIS Top Tech Adoption Rating		

Source: MarketVector Indexes™. Data as end of June 2022.

Important Disclosure

© 2022 MarketVector Indexes GmbH (‘MarketVector™’). All rights reserved. The MarketVector™ family of indexes (MarketVector™, Bluestar®, MVIS®) is protected through various intellectual property rights and unfair competition and misappropriation laws. MVIS® is a registered trademark of Van Eck Associates Corporation that has been licensed to MarketVector Indexes GmbH. MarketVector™ and MarketVector Indexes™ are pending trademarks of Van Eck Associates Corporation. BlueStar®, BlueStar Indexes®, BIGI® and BIGITech® are trademarks of MarketVector Indexes GmbH. Redistribution, reproduction and/or photocopying in whole or in part are prohibited without written permission. All information provided by MarketVector Indexes™ is impersonal and not tailored to the needs of any person, entity or group of persons. MarketVector Indexes™ receives compensation in connection with licensing its indexes to third parties. You require a license from MarketVector Indexes™ to launch any product that is linked to a MarketVector™ Index to use the index data for any business purpose and for all use of the MarketVector™ name or name of the MarketVector™ Index. Past performance of an index is not a guarantee of future results.

It is not possible to invest directly in an index. Exposure to an asset class represented by an index is available through investable instruments based on that index. MarketVector Indexes™ does not sponsor, endorse, sell, promote or manage any investment fund or other investment vehicle that is offered by third parties and that seeks to provide an investment return based on the performance of any index. MarketVector Indexes™ makes no assurance that investment products based on the index will accurately track index performance or provide positive investment returns. MarketVector Indexes™ is not an investment advisor, and it makes no representation regarding the advisability of investing in any such investment fund or other investment vehicle. A decision to invest in any such investment fund or other investment vehicle should not be made in reliance on any of the statements set forth in this document.

Prospective investors are advised to make an investment in any such fund or other vehicle only after carefully considering the risks associated with investing in such funds, as detailed in an offering memorandum or similar document that is prepared by or on behalf of the issuer of the investment fund or other vehicle. Inclusion of a security within an index is not a recommendation by MarketVector Indexes™ to buy, sell, or hold such security, nor is it considered to be investment advice.

These materials have been prepared solely for informational purposes based upon information generally available to the public from sources believed to be reliable. No content contained in these materials (including index data, ratings, credit-related analyses and data, model, software or other application or output therefrom) or any part thereof (Content) may be modified, reverse-engineered, reproduced or distributed in any form by any means, or stored in a database or retrieval system, without the prior written permission of MarketVector Indexes™. The Content shall not be used for any unlawful or unauthorized purposes. MarketVector Indexes™ and its third-party data providers and licensors (collectively “MarketVector™ Indexes Parties”) do not guarantee the accuracy, completeness, timeliness or availability of the Content. MarketVector™ Indexes Parties are not responsible for any errors or omissions, regardless of the cause, for the results obtained from the use of the Content. THE CONTENT IS PROVIDED ON AN “AS IS” BASIS. MarketVector Indexes™ PARTIES DISCLAIM ANY AND ALL EXPRESS OR IMPLIED WARRANTIES, INCLUDING, BUT NOT LIMITED TO, ANY WARRANTIES OF MERCHANTABILITY OR FITNESS FOR A PARTICULAR PURPOSE OR USE, FREEDOM FROM BUGS, SOFTWARE ERRORS OR DEFECTS, THAT THE CONTENT’S FUNCTIONING WILL BE UNINTERRUPTED OR THAT THE CONTENT WILL OPERATE WITH ANY SOFTWARE OR HARDWARE CONFIGURATION. In no event shall MarketVector™ Indexes Parties be liable to any party for any direct, indirect, incidental, exemplary, compensatory, punitive, special or consequential damages, costs, expenses, legal fees, or losses (including, without limitation, lost income or lost profits and opportunity costs) in connection with any use of the Content even if advised of the possibility of such damages.