

June 2022



MarketVector Indexes GmbH

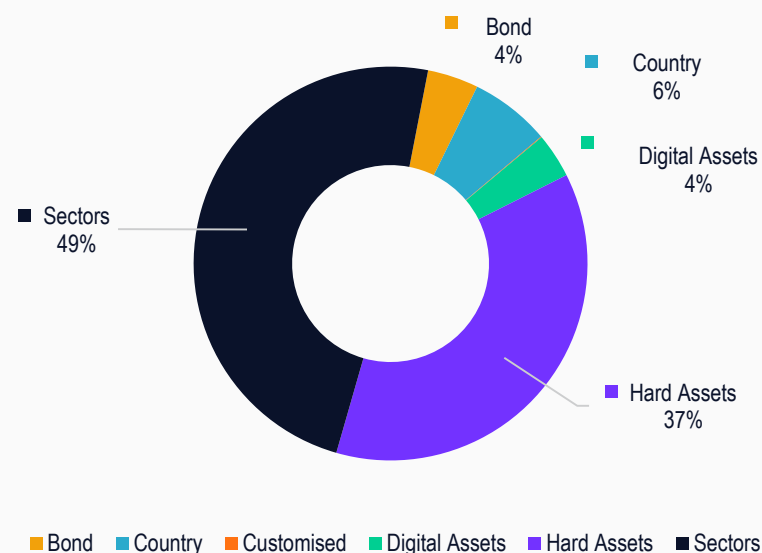
Corporate Presentation

MarketVector Indexes™

Accelerating innovation in financial index design and adoption since its launch in 2011

- Moving beyond common categories, MarketVector Indexes™ is a leading provider of blue-chip indexes built on three key factors: **pure-play exposure, component liquidity, and index diversification**. In combination, these factors ensure best practices in index design, optimized for the future of ETPs.
- MarketVector Indexes™ specializes in indexes that capture specific potential investment themes ranging from **hard assets, international equities with a strong focus on emerging markets, digital assets, fixed income, and disruptive sectors**.
- MarketVector Indexes™ is registered as a benchmark administrator under the **European Benchmarks Regulation since July 2019** and its Index methodology and operational process adheres to IOSCO guidelines.
- August 2020, MarketVector Indexes™ acquires BlueStar® Indexes, a New York-based research-driven provider of indexes and financial data, increasing the range of indexes and global business.
- MarketVector Indexes™ deploys a **highly customizable product and paradigm-based** index methodology that enables investors to express views beyond the limitations of traditional broad or sector benchmarks.
- MarketVector Indexes™ leverages its Index Advisory Committee, a governance body of industry and thematic experts, to oversee the maintenance of its indexes, ensuring that they reflect their stated objectives and implement best practices into their construction.

AUM for Licensed Products by % of Index Category



| Index Category | AUM for Licensed Products (USD mn) | Count of Licensed Index | Count of Index (Family) |
|----------------|------------------------------------|-------------------------|-------------------------|
| Bond | 1,107 | 3 | 3 |
| Country | 1,743 | 10 | 40 |
| Customised | 17 | 2 | 15 |
| Digital Assets | 971 | 17 | 45 |
| Hard Assets | 9,734 | 10 | 11 |
| Sectors | 12,838 | 49 | 65 |
| Total | 26,410 | 91 | 179 |

Source: MarketVector Indexes™. Data as end of June 2022

The MarketVector Indexes™/BlueStar® Advantage

Accelerating innovation in financial index design



[Watch the MarketVector Indexes™ story](#)

MarketVector Indexes™ Website: Transparency & Information

MarketVector Indexes REGISTER LOGIN CONTACTS

MVIS OneHundred

Why are Juniors Underperforming?
Junior stocks normally underperform early in a cycle.

[READ MORE](#)

INDEXES ▾ NEWS ▾ DATA ▾ TOOLS ▾ LICENSING ▾ ABOUT US ▾

TOP PERFORMERS

ALL | EQUITY | BOND | DIGITAL ASSETS

| | LAST | TODAY | YTD | 3 YEARS | BCHNQ: 0.00 (0.00%) | 7 Jul 2022 12:17 |
|-----------------------------------|--------|---------|----------|---------|---------------------|--------------------|
| BlueStar® China Internet Software | 287.59 | ▲ 3.75% | ▲ 12.07% | ▼ 3.06% | | |
| BlueStar® Genomic Health Care | 119.86 | ▲ 3.4% | | | | |
| MVIS® Poland | 639.78 | ▲ 3.27% | | | | |
| BlueStar® Asia Technology | 336.9 | ▲ 3.21% | | | | |
| MVIS® Vietnam | 524.17 | ▲ 2.54% | | | | |

Price Total Return (Net/Gross)

TOOLS

INDEXES ▾ NEWS ▾ DATA ▾ TOOLS ▾ LICENSING ▾ ABOUT US ▾

Home » Tools » Dynamic Tools » Extended Charting








Charting Tool

Select MVIS® Index:

Compare with Index:

— MVIS® Global Junior Gold Miners Price

*Graph uses UTC time NOT local time

-  [Explore our Index Family](#)
-  [Read our latest Insights](#)
-  [Watch our latest Videos](#)
-  [Contact our Team](#)
-  [Subscribe to our Newsletters](#)
-  [Follow us on LinkedIn](#)
-  [Follow us on Twitter](#)

MarketVector Indexes™ by the Numbers...

\$26bn

AUM of indexes licensed

-22%

Annualized AUM growth of licensed products
YTD 2022

9

of global markets with MarketVector
Indexes™ products

179

indexes

6

indexes licensed above \$1bn

24

new indexes developed in YTD 2022

11%

BlueStar® China Internet Index
(BCHNQNTR Index)
Q2 2022 Performance

-1%

MVIS® US Investment Grade Floating Rate
(MVFLTR Index)
Q2 2022 Performance

-54%

MVIS® CryptoCompare FTX Token VWAP
Close (MVFTTV Index)
Q2 2022 Performance

Grounded in Tradition, Driven by Innovation

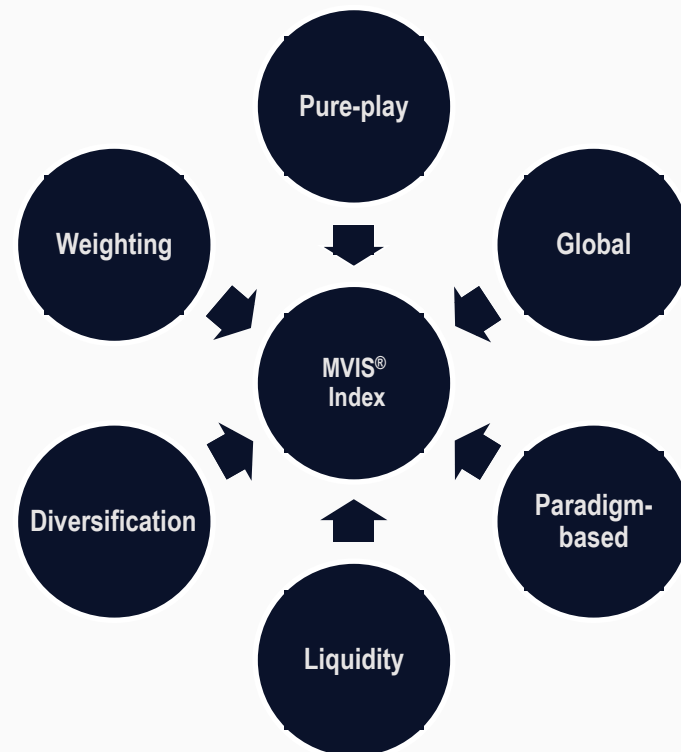
“Accelerating innovation in financial index design and adoption”

Applying Traditional Best Practices

- **Liquidity:** Applying strict and demanding liquidity screening to ensure a more investable index
- **Diversification:** Mitigates concentration issues through deployment of a sophisticated capping approach, resulting in balanced and diversified index exposure
- **Transparency:** MarketVector Indexes™ offers real-time index data and more at www.marketvector.com

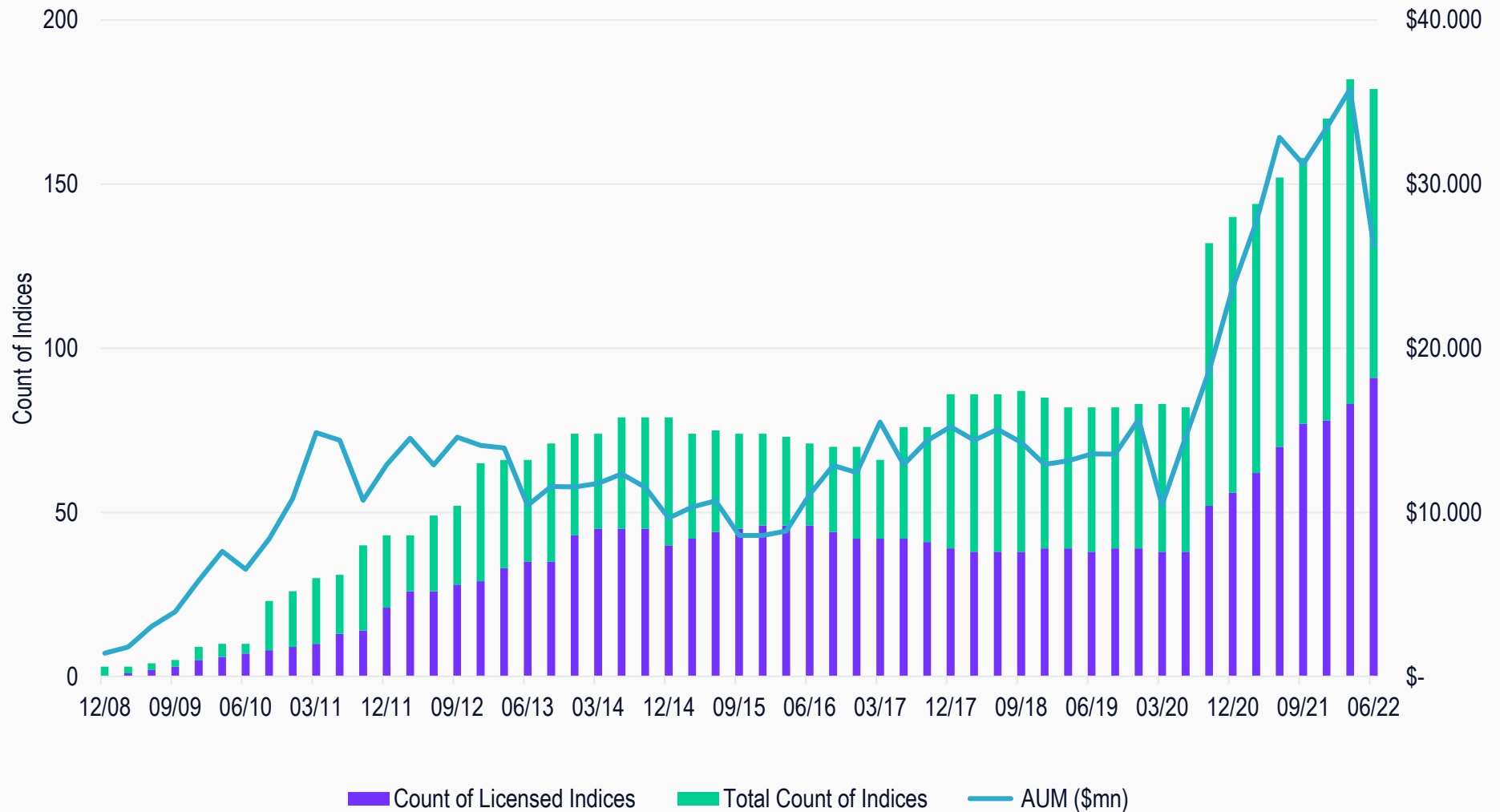
Deploying New Innovations

- **Pure-play:** Applies integrity by capturing companies that generate at least 50% of their revenues in the target country, sector or theme
- **Global:** Connects companies to their country origin, regardless of their listing venue
- **Paradigm-based:** Deploys a top-down approach in the construction of thematic indexes; often utilizes diversified subthemes within the Index to capture the idea holistically
- **Weighting Strategies:** Applies flexible & customizable strategies – from standard to alpha-seeking



MarketVector Indexes™ – Index Family Overview

Development of indexes and AUM (Quarterly, \$mn)



Source: MarketVector Indexes™. Data as end of June 2022.

* MarketVector Indexes™ acquired BlueStar in August 2020.

MVIS® and BlueStar® Index Family – licensed* products

| Type | Underlying Index | AUM* | Type | Underlying Index | AUM* | Type | Underlying Index | AUM* | |
|------------------------------------|-------------------------------------------|--------------------------|------------------------|-------------------------------------------|------|-------------------------------------------|------------------------------------------|------------------------------------------|------|
| | MVIS® US Listed Semiconductor 25 | 6413 | | MVIS® Global Digital Assets Equity | 39 | | BS® Glob. Onl. Gamb. Vid. Gam. & eSports | 1 | |
| | BlueStar® 5G Communications | 918 | | BlueStar® Hotels, Airlines, and Cruises | 37 | Sector/Thematic Equity | MVIS® Global Digital Assets Mining | 1 | |
| | MVIS® Global Video Gaming & eSports | 886 | | BlueStar® Fintech | 33 | | BlueStar® Global Robotics & 3D Printing | 1 | |
| | MVIS® US Listed Semiconductor 10% Capped | 723 | | BlueStar® Asia Technology | 32 | | BlueStar® E-Commerce US Leaders | 0.8 | |
| | MVIS® US Business Development Companies | 631 | | BlueStar® Robotics | 28 | | BlueStar® E-Healthcare | 0.7 | |
| | MVIS® US Listed Pharmaceutical 25 | 558 | | BlueStar® China Internet Software | 25 | | BlueStar® E-Comm., Payments & Log. | 0.5 | |
| | MVIS® US Listed Biotech 25 | 443 | | BlueStar® Global 5G Connectivity | 24 | | BlueStar® Glob. E-Brokers & DCM | 0.3 | |
| | MVIS® Australia A-REITs (AUD) | 415 | | BlueStar® Artificial Intelligence | 15 | | BlueStar® E-Brokers & DCM | 0.2 | |
| Sector/Thematic Equity | MVIS® Global Low Carbon Energy | 230 | Sector/Thematic Equity | BlueStar® E-Games | 12 | | Type | Underlying Index | AUM* |
| | BlueStar® Israel Global Technology | 227 | | BlueStar® Global GreenTech | 11 | | | MVIS® Global Junior Gold Miners | 4130 |
| | MVIS® US Mortgage REITs | 219 | | BlueStar® Solar Energy Industry | 10 | | Sector/Thematic Equity | MVIS® US Listed Oil Services 25 | 2736 |
| | MVIS® US Listed Retail 25 | 149 | | BlueStar® Autonomous Driving | 9 | | | MVIS® Global Agribusiness | 1664 |
| | MVIS® Australia Banks (AUD) | 129 | | MVIS® Global Future of Food ESG | 5 | | | MVIS® Global Rare Earth/Strategic Metals | 870 |
| | BlueStar® Machine Learn. & Quantum Comp. | 116 | | MVIS® Global Space Industry ESG | 5 | MVIS® Australia Resources (AUD) | | 169 | |
| | BlueStar® Top 10 US Banks | 114 | | BlueStar® Genomic Health Care | 5 | MVIS® Global Oil Refiners | | 57 | |
| | BlueStar® Travel and Vacation | 101 | | BlueStar® Top 10 US List. Alt. Asset Mgr. | 4 | MVIS® Global Uranium & Nuclear Energy | | 45 | |
| | MVIS® Global Hydrogen Economy ESG | 89 | | BlueStar® Data Center and Log. | 4 | MVIS® North America Energy Infrastructure | | 32 | |
| | MVIS® Global Gaming | 66 | | MVIS® Europe Travel and Vacation | 3 | MVIS® Global Clean-Tech Metals | | 22 | |
| | MVIS® Global Video Gaming & eSports (AUD) | 55 | | BlueStar® Electric Vehicle Industry | 2 | BlueStar® Agribusiness 50 | | 11 | |
| | BlueStar® Hydrogen and NextGen Fuel Cell | 46 | | MVIS® Digital India | 2 | | | | |
| MVIS® Global Digital Assets Equity | 39 | BlueStar® Total Security | 1 | | | | | | |

Source: MarketVector Indexes™. Data as end of June 2022. * in mln USD

*A licence agreement is required to use indexes, index data or trademarks for any commercial purpose, or for research and analysis, or for the issuance, launch, promotion or marketing of financial products such as exchange-traded products, mutual funds, certificates, derivatives, swaps, bonds or OTC products linked to or based on MVIS® Indexes. The information provided here reflects the list of licensed indexes with publically available assets under management.

MVIS® and BlueStar® Index Family – licensed* products

| Type | Underlying Index | AUM* | Type | Underlying Index | AUM* | Type | Underlying Index | AUM* |
|---------|------------------------------------------|----------------------------------------|----------------|----------------------------------------|------|------|-------------------------------------------|------|
| | MVIS® Australia Equal Weight (AUD) | 1097 | | MVIS® CC Bitcoin Benchmark Rate | 481 | | MVIS® US Investment Grade Floating Rate | 1086 |
| | MVIS® Vietnam | 385 | | MVIS® CC Ethereum Benchmark Rate | 235 | Bond | MVIS® MA US Inv. Grade Corp. Bond | 13 |
| | BlueStar® Israel Global | 64 | | MVIS® CC Bitcoin VWAP Close | 104 | | MVIS® Moody's Analytics US BBB Corp. Bond | 8 |
| | MVIS® Indonesia | 51 | | MVIS® CC TRON VWAP Close | 64 | | | |
| Country | MVIS® GDP Africa | 50 | | MVIS® CC Ethereum VWAP Close | 43 | | | |
| | MVIS® Russia | 29 | | MVIS® CC Solana VWAP Close | 16 | | | |
| | MVIS® Australia SC Dividend Payers (AUD) | 27 | | MVIS® CC Algorand VWAP Close | 15 | | | |
| | MVIS® Brazil Small-Cap | 25 | Digital Assets | MVIS® CC Avalanche VWAP Close | 5 | | | |
| | MVIS® Egypt | 14 | | MVIS® CC Polkadot VWAP Close | 2 | | | |
| | MVIS® Russia Small-Cap | 1 | | MVIS® CC Crypto Leaders VWAP Close | 2 | | | |
| | | | | MVIS® CC Media & Entertainment Leaders | 1 | | | |
| | | | | MVIS® CC FTX Token VWAP Close | 0.6 | | | |
| | | | | MVIS® CC Smart Lead VWAP Close | 0.6 | | | |
| | | | | MVIS® CC Chainlink VWAP Close | 0.5 | | | |
| | | MVIS® CC Smart Contract Leaders Brazil | | 0.4 | | | | |
| | | MVIS® CC Polygon VWAP Close | | 0.4 | | | | |
| | | MVIS® CC Terra VWAP Close | | 0.1 | | | | |

Source: MarketVector Indexes™. Data as end of June 2022. * in mln USD

*A licence agreement is required to use indexes, index data or trademarks for any commercial purpose, or for research and analysis, or for the issuance, launch, promotion or marketing of financial products such as exchange-traded products, mutual funds, certificates, derivatives, swaps, bonds or OTC products linked to or based on MVIS® Indexes. The information provided here reflects the list of licensed indexes with publically available assets under management.

Leadership Team

mvis-indices.com/register



Steven Schoenfeld
CEO

Steven Schoenfeld joined MarketVector Indexes™ as CEO following its acquisition of BlueStar Indexes in August of 2020. Steven was the Founder and Chief Investment Officer of BlueStar which maintained a family of indexes for Global Technology Stocks and Israeli Equities & Bonds. Steven is a 36-year veteran of the investment management industry, having served in senior fiduciary positions at Northern Trust, where he oversaw more \$300 billion in quantitatively-managed global equity and fixed income portfolios, and at Barclays Global Investors (now Blackrock), where he managed more than \$70 billion in developed and emerging market stock index fund and ETFs. Previously, he led the team at IFC/World Bank which developed the first investable Emerging Market indexes, and traded Japanese stock index futures on the floor of the Singapore Exchange.

Steven is the author of Active Index Investing (Wiley Finance, 2004), co-author of The Pacific-Rim Futures and Options Markets (McGraw-Hill, 1992), and co-founder of IndexUniverse.com (now ETF.com). He has a BA in History and Government from Clark University, was a Fulbright Scholar in Economics at the National University of Singapore, and has an MA from the Johns Hopkins School of Advanced International Studies (SAIS).



Thomas Kettner
COO

Thomas Kettner is COO at MarketVector Indexes™ with global responsibility for the company's index business. He is an index expert with more than fifteen years of experience in the development and maintenance of indexes, with a focus on the development of indexes designed for financial products. He is supported by a team of index specialists with an average of five years of experience in index development, maintenance and marketing. Prior to joining MarketVector Indexes™ in 2012, Mr. Kettner held various positions at leading index providers such as Dow Jones Indexes and STOXX Ltd.

Mr. Kettner holds a degree in Economics from the University of Konstanz, Germany, and is a CIIA graduate.



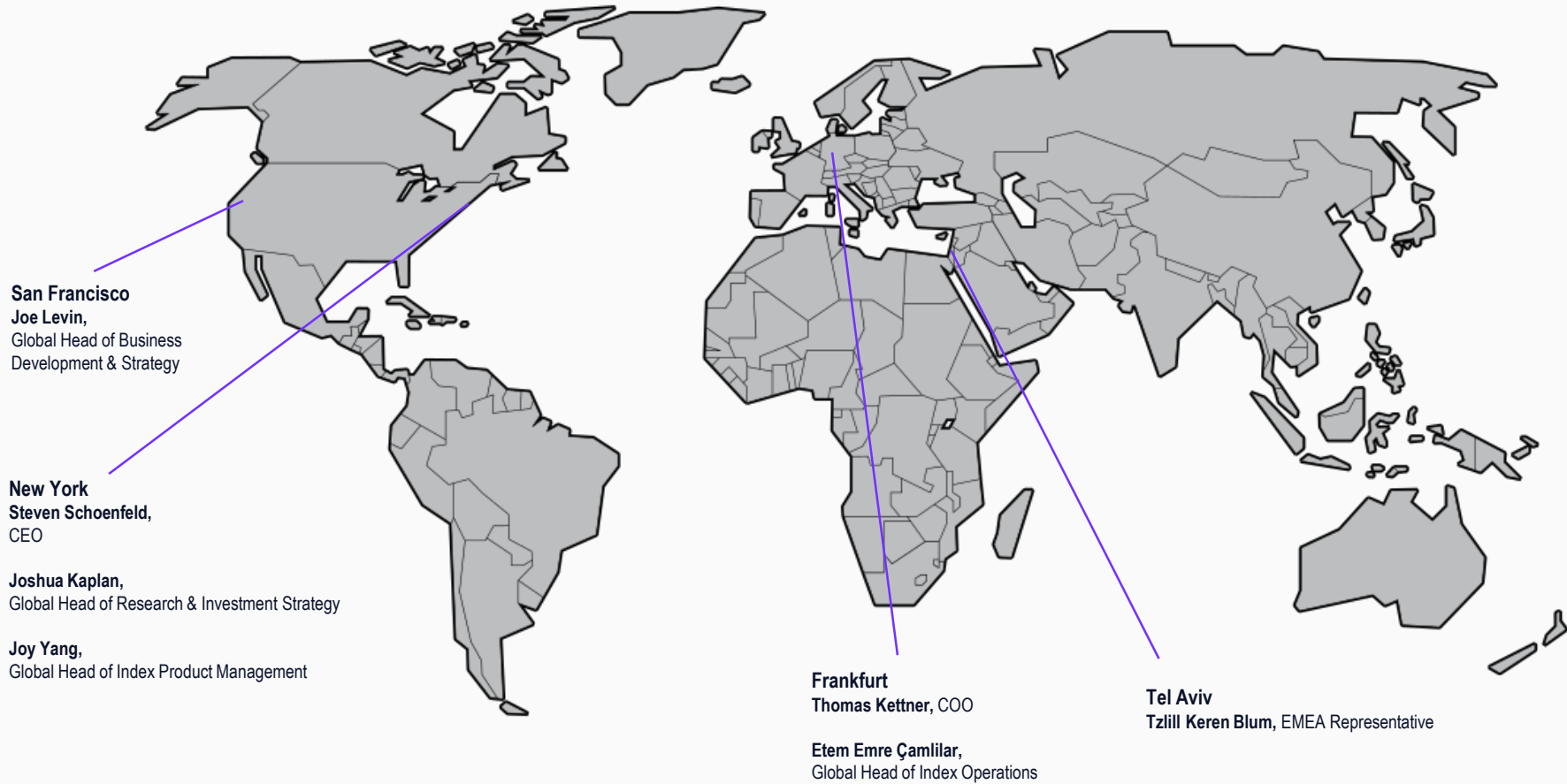
Torsten Hunke
Managing Director

Torsten Hunke joined MarketVector Indexes™ in 2014 to support the firm's index business as the European Legal Counsel and has served as Managing Director since 2016.

He has more than 15 years of experience as international banking regulatory and investment fund lawyer. Prior to joining MarketVector Indexes™, Mr. Hunke worked as a Director at Credit Suisse where he was responsible for the EMEA Asset Management Legal Department and for the legal affairs of Credit Suisse's two German investment companies. Earlier career milestones include positions at the Global Depository Department at Deutsche Bank AG and the investment funds and banking regulatory department at Linklaters in Frankfurt and London.

Mr. Hunke is an attorney at law and a member of the German Bar Association. He studied law at the Universities of Hannover, Brandenburg, and Le Havre (France).

Global Contacts



Frankfurt Office

Kreuznacher Str. 30
60486 Frankfurt am Main
Germany
+49 (69) 4056 695 55
info@mvis-indices.com

New York Office

666 3rd Avenue
New York, NY 10017
(201) 365 5340

Sales Team

MVIS-Sales@mvis-indices.com

Support Team

index-support@mvis-indices.com

Media Relations and Marketing Team

Eunjeong Kang,
Marketing/Data Associate
+49 69 4056 695 38
media-enquiries@mvis-indices.com

MarketVector™, MVIS® and BlueStar® Extended Index Family - calculated

| Type | Underlying Index | Type | Underlying Index | Type | Underlying Index |
|--------------------------------------|-------------------------------------------------|-------------------------|--------------------------------------------------|------------------------|----------------------------------------------|
| Sector/Thematic Equity | BlueStar® 5G Communications | Sector/Thematic Equity | BlueStar® Glob. Onl. Gamb. Vid. Gam. & eSports | Sector/Thematic Equity | MVIS® Digital India |
| | BlueStar® Artificial Intelligence | | BlueStar® Global Robotics & 3D Printing | | MVIS® Global Bionic Healthcare ESG |
| | BlueStar® Asia Technology | | BlueStar® Hotels, Airlines, and Cruises | | MVIS® Global Circular Economy ESG |
| | BlueStar® Autonomous Driving | | BlueStar® Hydrogen and NextGen Fuel Cell | | MVIS® Global Digital Assets Equity |
| | BlueStar® Big Data & Analytics | | BlueStar® Israel Global Technology | | MVIS® Global Digital Assets Mining |
| | BlueStar® China Internet Software | | BlueStar® Israel Global Technology North America | | MVIS® Global Future Healthcare ESG |
| | BlueStar® Data Center and Logistics Real Estate | | BlueStar® Israel Infrastructure | | MVIS® Global Future of Food ESG |
| | BlueStar® Digital Advertising | | BlueStar® Machine Learning and Quantum Computing | | MVIS® Global Gaming |
| | BlueStar® E-Brokers and Digital Capital Markets | | BlueStar® Robotics | | MVIS® Global Hydrogen Economy |
| | BlueStar® E-Commerce US Leaders | | BlueStar® Solar Energy Industry | | MVIS® Global Low Carbon Energy |
| | BlueStar® E-Commerce, Payments, and Logistics | | BlueStar® Top 10 US Banks | | MVIS® Global Space Industry ESG |
| | BlueStar® E-Games | | BlueStar® Top 10 US List. Alt. Asset Mgr. | | MVIS® Global Video Gaming & eSports |
| | BlueStar® E-Healthcare | | BlueStar® Top 10 US Office REITs | | MVIS® Global Video Gaming & eSports (AUD) |
| | BlueStar® Electric Vehicle Industry | | BlueStar® Top 10 US Residential Real Estate | | MVIS® North America Cannabis Industry |
| | BlueStar® Europe Travel and Vacation | | BlueStar® Total Security | | MVIS® US Business Development Companies |
| | BlueStar® Fintech | | BlueStar® Travel and Vacation | | MVIS® US Listed Biotech 25 |
| | BlueStar® Genomic Health Care | | BlueStar® US List. E-Brokers & DCM | | MVIS® US Listed Pharmaceutical 25 |
| | BlueStar® Global 5G Connectivity | | BlueStar® US Listed Internet Infrastructure | | MVIS® US Listed Retail 25 |
| | BlueStar® Glob. E-Brokers & DCM | | BlueStar® US Machine Learn. & Quantum Comp. | | MVIS® US Listed Semiconductor 10% Capped ESG |
| | BlueStar® Global GreenTech | | BlueStar® Wind Energy Industry | | MVIS® US Listed Semiconductor 25 |
| BlueStar® Global Logistics | MVIS® Australia A-REITs (AUD) | MVIS® US Mortgage REITs | | | |
| BlueStar® Global Logistics Benchmark | MVIS® Australia Banks (AUD) | | | | |

Source: MarketVector Indexes™. Data as end of June 2022.

MarketVector™, MVIS® and BlueStar® Extended Index Family - calculated

| Type | Underlying Index | Type | Underlying Index | Type | Underlying Index |
|------|-------------------------------------------------|---------|---------------------------------------------|-------------|-------------------------------------------|
| | BlueStar® Israel Global | | MVIS® Pakistan | | BlueStar® Agribusiness 50 |
| | BlueStar® Israel Global Total Investable Market | | MVIS® Philippines | | MVIS® Australia Resources (AUD) |
| | MVIS® Australia (AUD) | | MVIS® Qatar | | MVIS® Global Agribusiness |
| | MVIS® Australia Equal Weight (AUD) | | MVIS® Russia | | MVIS® Global Clean-Tech Metals |
| | MVIS® Australia Small-Cap (AUD) | | MVIS® Russia Small-Cap | Hard Assets | MVIS® Global Clean-Tech Metals ex-China |
| | MVIS® Australia Small-Cap Dividend Payers (AUD) | | MVIS® South Africa | | MVIS® Global Junior Gold Miners |
| | MVIS® Australia Uncapped (AUD) | Country | MVIS® South Korea | | MVIS® Global Oil Refiners |
| | MVIS® Brazil Small-Cap | | MVIS® South Korea Equal Weight | | MVIS® Global Rare Earth/Strategic Metals |
| | MVIS® Chile | | MVIS® Thailand | | MVIS® Global Uranium & Nuclear Energy |
| | MVIS® Colombia | | MVIS® United Arab Emirates | | MVIS® North America Energy Infrastructure |
| | MVIS® Egypt | | MVIS® United Kingdom | | MVIS® US Listed Oil Services 25 |
| | MVIS® GDP Africa | | MVIS® United Kingdom Equal Weight | | |
| | MVIS® Germany | | MVIS® Vietnam | | |
| | MVIS® Germany Equal Weight | | Solactive-BlueStar Israel Domestic Exposure | | |
| | MVIS® India | | Solactive-BlueStar Israel Global Exposure | | |
| | MVIS® Indonesia | | | | |
| | MVIS® Japan | | | | |
| | MVIS® Japan Equal Weight | | | | |
| | MVIS® Malaysia | | | | |
| | MVIS® Mexico | | | | |
| | MVIS® Mexico Equal Weight | | | | |
| | | | | Type | Underlying Index |
| | | | | Bond | MVIS® US Investment Grade Floating Rate |
| | | | | | MVIS® MA US Inv. Grade Corp. Bond |
| | | | | | MVIS® MA US BBB Corp. Bond |

Source: MarketVector Indexes™. Data as end of June 2022.

MarketVector™, MVIS® and BlueStar® Extended Index Family - calculated

| Type | Underlying Index | Type | Underlying Index |
|--------------------------------------|---------------------------------------------------|----------------|---------------------------------------------------|
| Digital Assets | MarketVector™ Centralized Exchanges | Digital Assets | MVIS® CryptoCompare Ethereum Benchmark Rate |
| | MarketVector™ Coinbase Bitcoin Benchmark Rate | | MVIS® CryptoCompare Ethereum VWAP Close |
| | MarketVector™ Coinbase Ethereum Benchmark Rate | | MVIS® CryptoCompare FTX Token VWAP Close |
| | MVIS® CryptoCompare Algorand VWAP Close | | MVIS® CC Global Bitcoin Benchmark Rate (AUD) |
| | MVIS® CryptoCompare Avalanche VWAP Close | | MVIS® CC Global Ethereum Benchmark Rate (AUD) |
| | MVIS® CryptoCompare Bitcoin | | MVIS® CryptoCompare Infrastructure Application |
| | MVIS® CryptoCompare Bitcoin Benchmark Rate | | MVIS® CC Infrastructure Application Leaders |
| | MVIS® CryptoCompare Bitcoin VWAP Close | | MVIS® CryptoCompare Media & Entertainment |
| | MVIS® CryptoCompare Chainlink VWAP Close | | MVIS® CryptoCompare Media & Entertainment Leaders |
| | MVIS® Cryptocompare Crypto Leaders VWAP Close | | MVIS® CC Media & Entertainment Leaders Brazil |
| | MVIS® CryptoCompare Decentralized Finance | | MVIS® CryptoCompare NEAR VWAP Close |
| | MVIS® CryptoCompare Decentralized Finance Leaders | | MVIS® CryptoCompare Optimum Global Cryptoasset |
| | MVIS® CryptoCompare DeFi 20 | | MVIS® CryptoCompare Polkadot VWAP Close |
| | MVIS® CryptoCompare Digital Asset Select | | MVIS® CryptoCompare Polygon VWAP Close |
| | MVIS® CryptoCompare Digital Assets 10 | | MVIS® CryptoCompare Smart Contract |
| | MVIS® CryptoCompare Digital Assets 100 | | MVIS® CryptoCompare Smart Contract Leaders |
| | MVIS® CryptoCompare Digital Assets 100 Large-Cap | | MVIS® CryptoCompare Smart Contract Leaders Brazil |
| | MVIS® CryptoCompare Digital Assets 100 Mid-Cap | | MVIS® CC Smart Contract Leaders VWAP Close |
| | MVIS® CryptoCompare Digital Assets 100 Small-Cap | | MVIS® CryptoCompare Solana VWAP Close |
| | MVIS® CryptoCompare Digital Assets 25 | | MVIS® CryptoCompare Terra VWAP Close |
| MVIS® CryptoCompare Digital Assets 5 | MVIS® CryptoCompare TRON VWAP Close | | |
| MVIS® CryptoCompare Ethereum | MVIS® CryptoCompare XRP | | |
| | Weiss MVIS Top Tech Adoption Rating | | |

Source: MarketVector Indexes™. Data as end of June 2022.

Important Disclosure

© 2022 MarketVector Indexes GmbH ('MarketVector™'). All rights reserved. The MarketVector™ family of indexes (MarketVector™, Bluestar®, MVIS®) is protected through various intellectual property rights and unfair competition and misappropriation laws. MVIS® is a registered trademark of Van Eck Associates Corporation that has been licensed to MarketVector Indexes GmbH. MarketVector™ and MarketVector Indexes™ are pending trademarks of Van Eck Associates Corporation. BlueStar®, BlueStar Indexes®, BIGI® and BIGITech® are trademarks of MarketVector Indexes GmbH. Redistribution, reproduction and/or photocopying in whole or in part are prohibited without written permission. All information provided by MarketVector Indexes™ is impersonal and not tailored to the needs of any person, entity or group of persons. MarketVector Indexes™ receives compensation in connection with licensing its indexes to third parties. You require a license from MarketVector Indexes™ to launch any product that is linked to a MarketVector™ Index to use the index data for any business purpose and for all use of the MarketVector™ name or name of the MarketVector™ Index. Past performance of an index is not a guarantee of future results.

It is not possible to invest directly in an index. Exposure to an asset class represented by an index is available through investable instruments based on that index. MarketVector Indexes™ does not sponsor, endorse, sell, promote or manage any investment fund or other investment vehicle that is offered by third parties and that seeks to provide an investment return based on the performance of any index. MarketVector Indexes™ makes no assurance that investment products based on the index will accurately track index performance or provide positive investment returns. MarketVector Indexes™ is not an investment advisor, and it makes no representation regarding the advisability of investing in any such investment fund or other investment vehicle. A decision to invest in any such investment fund or other investment vehicle should not be made in reliance on any of the statements set forth in this document.

Prospective investors are advised to make an investment in any such fund or other vehicle only after carefully considering the risks associated with investing in such funds, as detailed in an offering memorandum or similar document that is prepared by or on behalf of the issuer of the investment fund or other vehicle. Inclusion of a security within an index is not a recommendation by MarketVector Indexes™ to buy, sell, or hold such security, nor is it considered to be investment advice.

These materials have been prepared solely for informational purposes based upon information generally available to the public from sources believed to be reliable. No content contained in these materials (including index data, ratings, credit-related analyses and data, model, software or other application or output therefrom) or any part thereof (Content) may be modified, reverse-engineered, reproduced or distributed in any form by any means, or stored in a database or retrieval system, without the prior written permission of MarketVector Indexes™. The Content shall not be used for any unlawful or unauthorized purposes. MarketVector Indexes™ and its third-party data providers and licensors (collectively "MarketVector™ Indexes Parties") do not guarantee the accuracy, completeness, timeliness or availability of the Content. MarketVector™ Indexes Parties are not responsible for any errors or omissions, regardless of the cause, for the results obtained from the use of the Content. THE CONTENT IS PROVIDED ON AN "AS IS" BASIS. MarketVector Indexes™ PARTIES DISCLAIM ANY AND ALL EXPRESS OR IMPLIED WARRANTIES, INCLUDING, BUT NOT LIMITED TO, ANY WARRANTIES OF MERCHANTABILITY OR FITNESS FOR A PARTICULAR PURPOSE OR USE, FREEDOM FROM BUGS, SOFTWARE ERRORS OR DEFECTS, THAT THE CONTENT'S FUNCTIONING WILL BE UNINTERRUPTED OR THAT THE CONTENT WILL OPERATE WITH ANY SOFTWARE OR HARDWARE CONFIGURATION. In no event shall MarketVector™ Indexes Parties be liable to any party for any direct, indirect, incidental, exemplary, compensatory, punitive, special or consequential damages, costs, expenses, legal fees, or losses (including, without limitation, lost income or lost profits and opportunity costs) in connection with any use of the Content even if advised of the possibility of such damages.