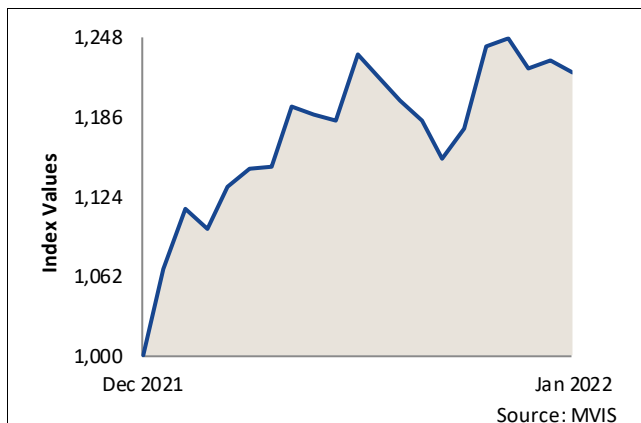


MVIS ANNOUNCES BEST PERFORMING INDICES IN JANUARY 2022

Frankfurt (1 February 2022) – MV Index Solutions GmbH (MVIS[®]) today announced the top two performing MVIS/BlueStar Indices during January 2022 for the following index categories: Hard Assets/Sector/Thematic Indices, Country Indices, Australia Indices, Bond Indices and CryptoCompare Digital Assets Indices.

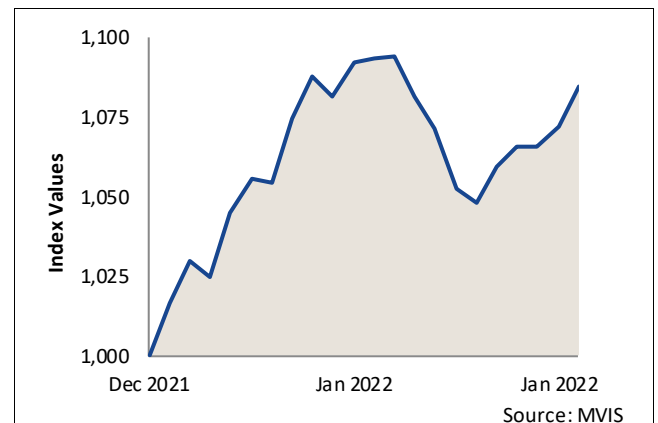
Hard Assets, Sector and Thematic Indices

MVIS US Listed Oil Services 25 (MVOIHTR)
Month-To-Date Performance: 22.15%



The Index is licensed.

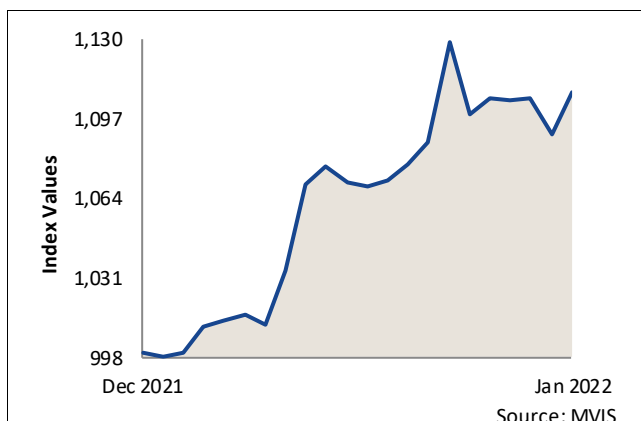
MVIS North America Energy Inf. Index (MVEINCTR)
Year-To-Date Performance: 8.45%



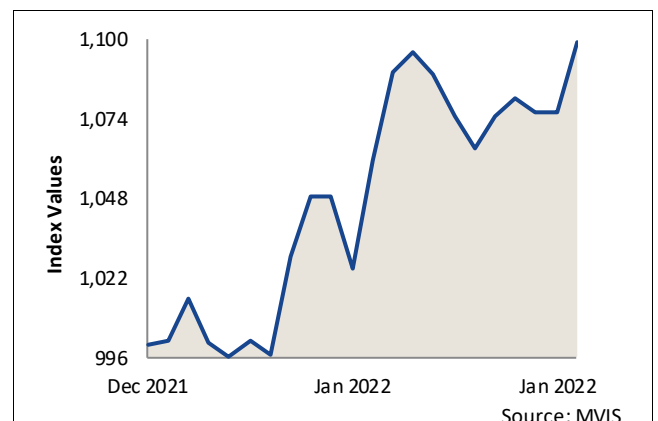
The Index is licensed.

Country Indices

MVIS Chile (MVCHLTR)
Month-To-Date Performance: 10.82%



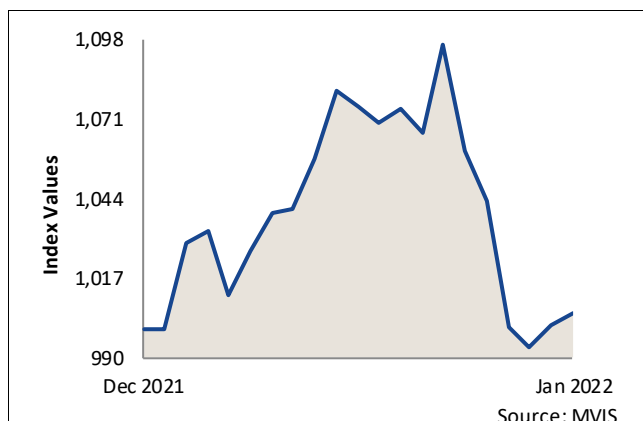
MVIS Colombia (MVCOLXTR)
Year-To-Date Performance: 9.94%



PRESS RELEASE

Australia Indices

MVIS Australia Resources (AUD) (MVMVRTR)
Month-To-Date Performance: 0.51%



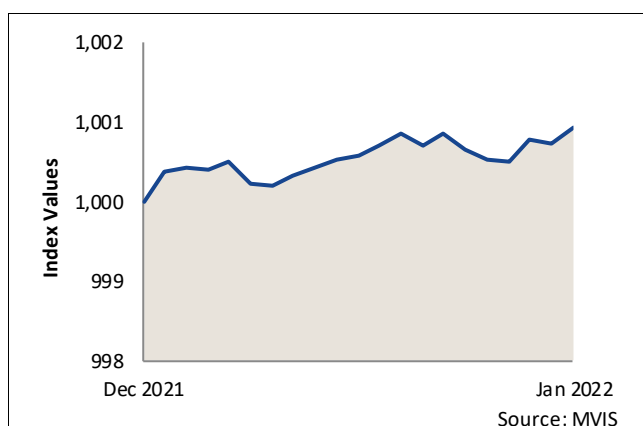
The Index is licensed.

MVIS Australia (AUD) (MVAUSTR)
Year-To-Date Performance: -5.74%



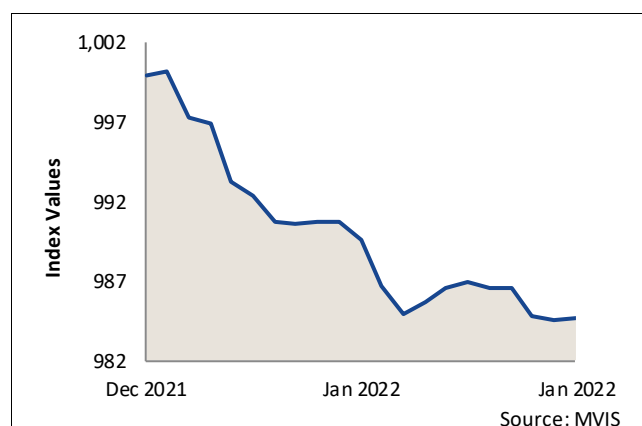
Bond Indices

MVIS US Investment Grade Floating Rate (MVFLTR)
Month-To-Date Performance: 0.09%



The Index is licensed.

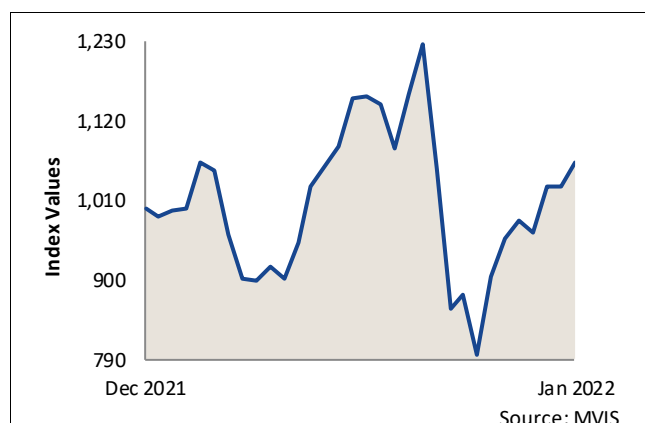
BlueStar Israel Government USD Bond (BIGUBND)
Year-To-Date Performance: -1.53%



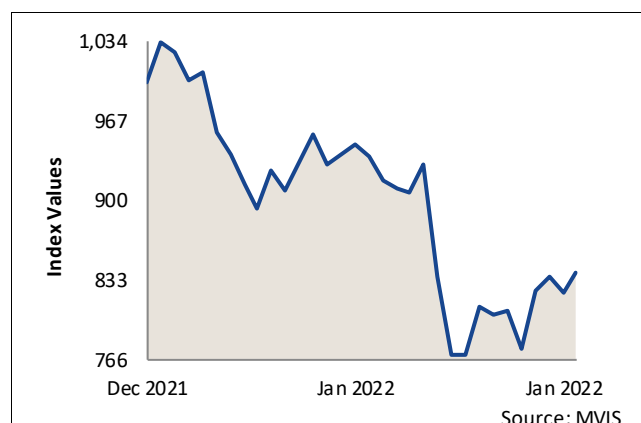
The Index is licensed.

CryptoCompare Digital Assets Indices

MVIS CryptoCompare FTX Token VWAP Close (MVFTTV)
Month-To-Date Performance: 6.30%



MVIS CryptoCompare Institutional Bitcoin (MVIBTC)
Year-To-Date Performance: -16.10%



The Index is licensed.

All index values are rebased to 1,000. Data as of 31 January 2022.

MVIS Indices are licensed to underlie financial products. Detailed information can be found under [licensing](#) on our website.

Media Contact

Eunjeong Kang, MV Index Solutions
+49 (0)69 4056 695 38
media-enquiries@mvis-indices.com

Note to Editors:

MV Index Solutions GmbH (MVIS[®]) develops, monitors and licenses the MVIS Indices, a selection of focused, investable and diversified benchmark indices which are especially designed to underlie financial products. MVIS Indices cover several asset classes, including hard assets and international equity markets as well as fixed income markets. Approximately USD 30.28 billion in assets under management are currently invested in financial products based on MVIS Indices. MVIS is a VanEck company.