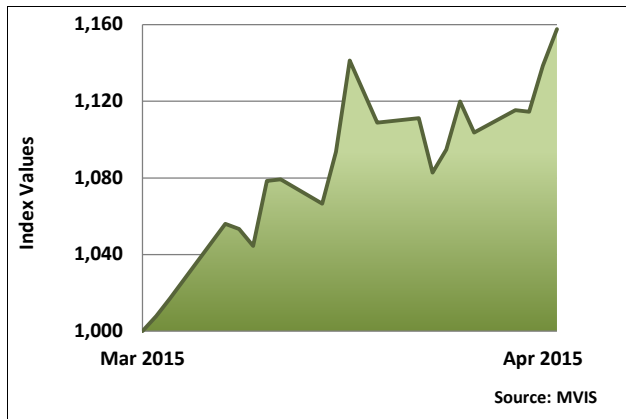


MARKET VECTORS INDEX SOLUTIONS ANNOUNCES BEST PERFORMING MARKET VECTORS INDICES IN APRIL

Frankfurt (4 May 2015) – Market Vectors Index Solutions (MVIS) today announced the top performing Market Vectors Indices during April 2015 for the following index categories: MV Hard Assets/Sector Indices, MV Country Indices, MV Australia Indices, MV Long/Short Equity Indices, MV Bond Indices and MV GDP Indices.

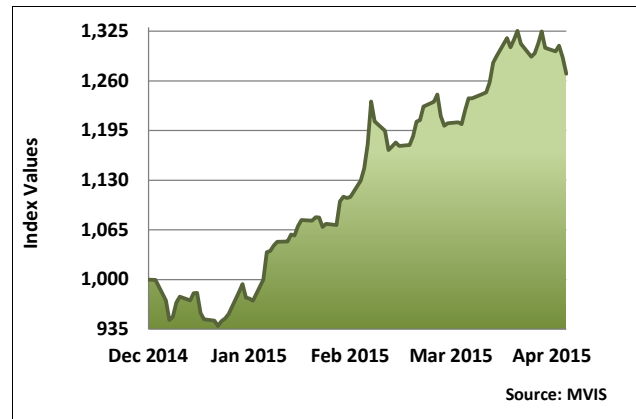
Market Vectors Hard Assets and Sector Indices

MV US Listed Oil Services 25 Index (MVOIHTR)
Month-To-Date Performance: 15.76%



The Index is licensed.

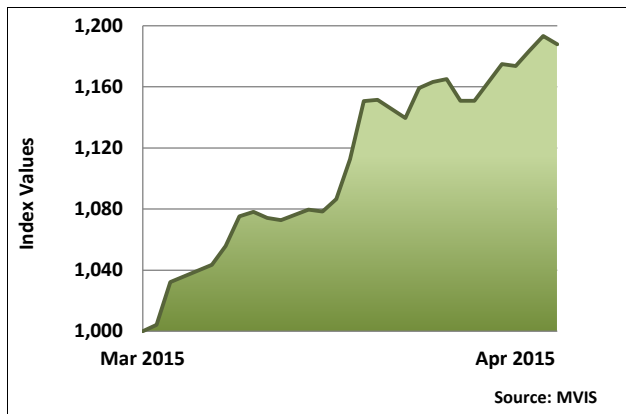
MV Global Solar Energy Index (MVKWTTR)
Year-To-Date Performance: 26.95%



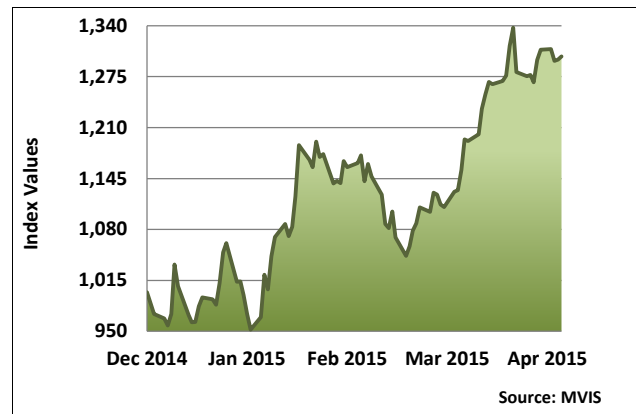
The Index is licensed.

Market Vectors Country Indices

MV United Arab Emirates Index (MVARETR)
Month-To-Date Performance: 18.79%



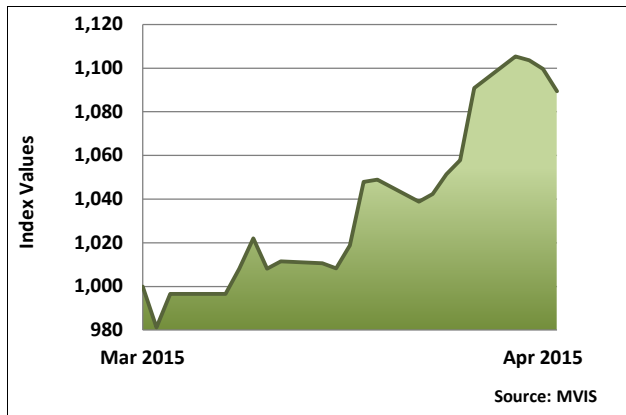
MV Russia Index (MVRSXTR)
Year-To-Date Performance: 30.10%



The Index is licensed.

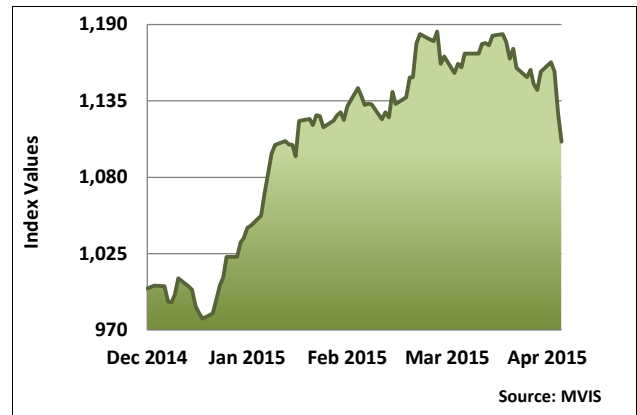
Market Vectors Australia Indices

MV AU Jr. Energy & Mining Index (AUD) (MVMVETR)
 Month-To-Date Performance: 8.94%



The Index is licensed.

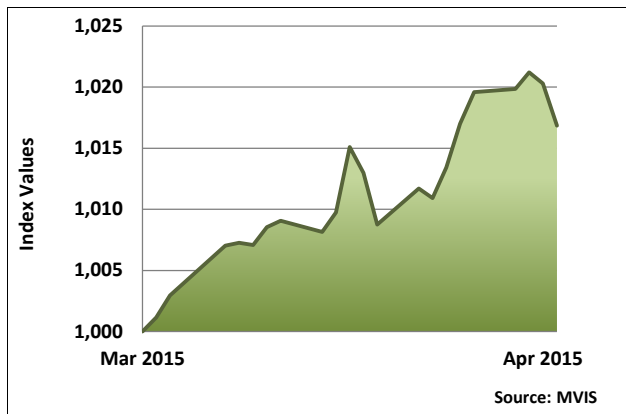
MV AU Banks Index (AUD) (MVMVBTR)
 Year-To-Date Performance: 10.56%



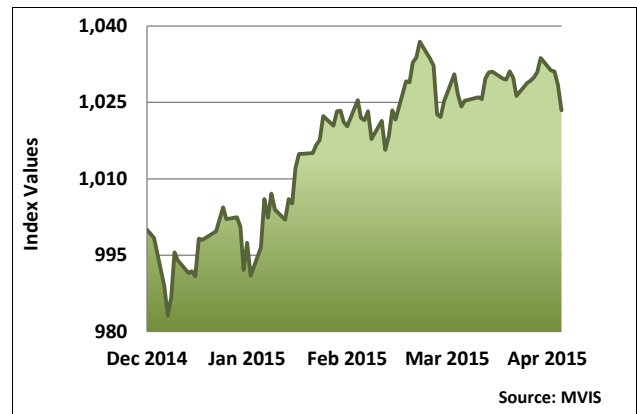
The Index is licensed.

Market Vectors Long/Short Equity Indices

MV EM L/S Equity Index (MVLSEMTR)
 Month-To-Date Performance: 1.69%

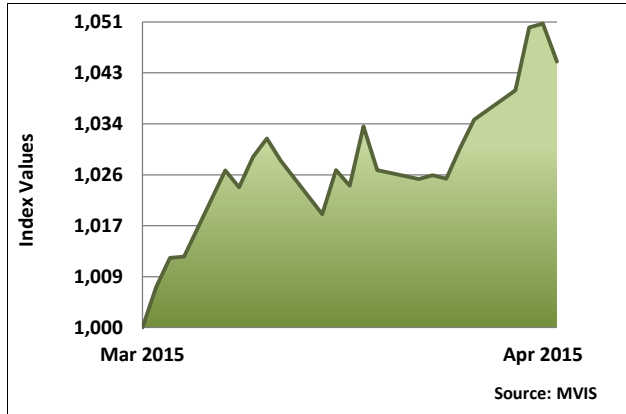


MV Western Europe L/S Equity Index (MVLSWETR)
 Year-To-Date Performance: 2.34%

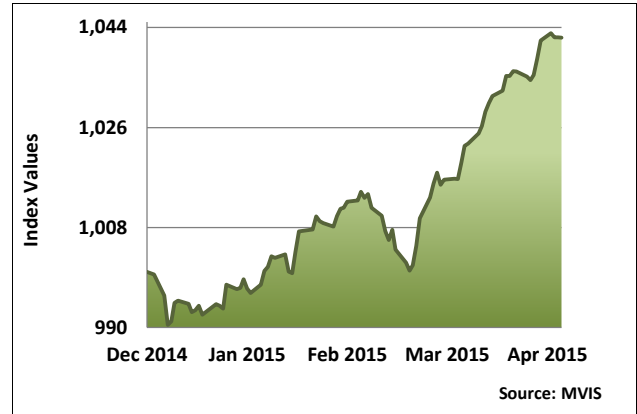


Market Vectors Bond Indices

MV EM Corporate Bond Index (local FX) (MVEMCL)
 Month-To-Date Performance: 4.44%

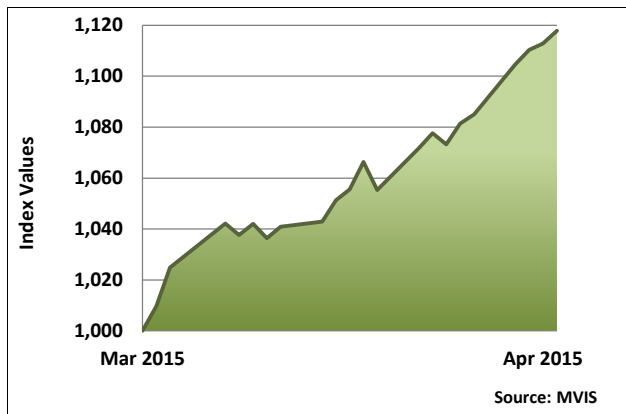


MV EM Corporate Bond (USD&EUR) Index (MVEMCD)
 Year-To-Date Performance: 4.22%

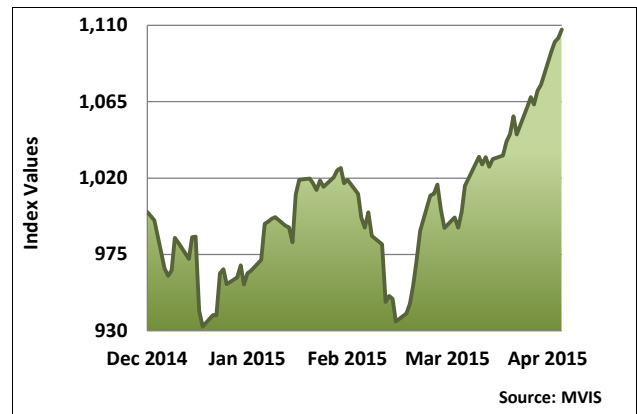


Market Vectors GDP Indices

MV GDP Emerging Europe ex Russia Index (MVUXRTR)
 Month-To-Date Performance: 11.79%



MV Emerging Europe ex Russia Index (MVUXRTR)
 Year-To-Date Performance: 10.76%



All index values are rebased to 1000.

Market Vectors Indices are licensed to underlie financial products. Detailed information can be found under [licensing on marketvectorsindices.com](http://licensing.on.marketvectorsindices.com).

###

Contact

Lars Hamich (CEO), Market Vectors Index Solutions
+49 (0)69 4056 695 10
lars.hamich@mindices.com

Bettina Hessler, Market Vectors Index Solutions
+49 (0)69 4056 695 22
bettina.hessler@mindices.com

Note to Editors

About Market Vectors Index Solutions (MVIS)

Market Vectors Index Solutions develops, monitors, and licenses the Market Vectors Indices. The indices are a selection of focused, investable and diversified benchmark indices that are licensed to underlie financial products. They cover several asset classes, including hard assets and international equity markets as well as fixed income markets.

Approximately USD 12 billion in assets under management are currently invested in financial products based on Market Vectors Indices. MVIS is a wholly owned subsidiary of Van Eck Associates Corporation.