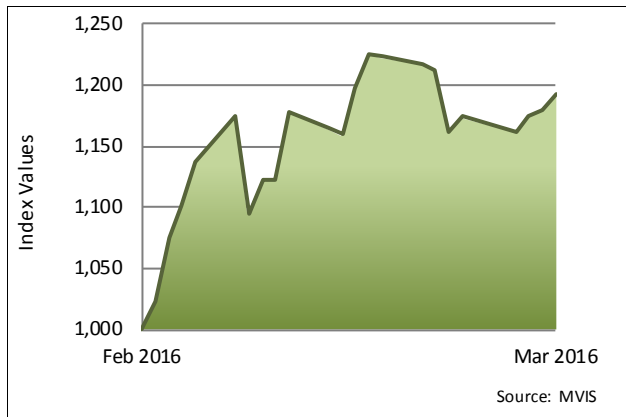


## MARKET VECTORS INDEX SOLUTIONS ANNOUNCES BEST PERFORMING MARKET VECTORS INDICES IN MARCH

Frankfurt (1 April 2016) – Market Vectors Index Solutions (MVIS) today announced the top performing Market Vectors Indices during March 2016 for the following index categories: MV Hard Assets/Sector Indices, MV Country Indices, MV Australia Indices, MV Long/Short Equity Indices, MV Bond Indices and MV GDP Indices.

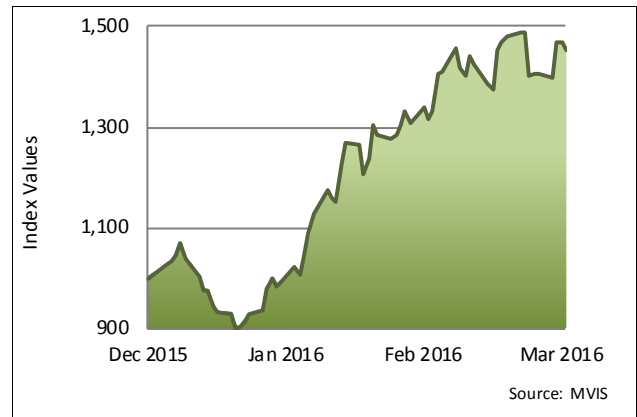
### Market Vectors Hard Assets and Sector Indices

**MV Glb. Unconventional Oil & Gas Index (MVFRAKTR)**  
Month-To-Date Performance: 19.21%



The Index is licensed.

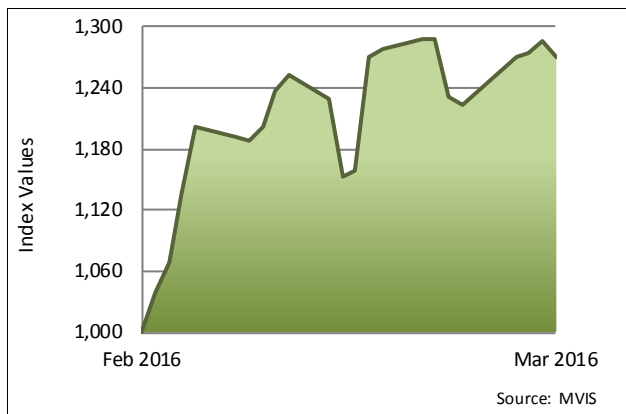
**MV Global Junior Gold Miners Index (MVGDXJTR)**  
Year-To-Date Performance: 45.43%



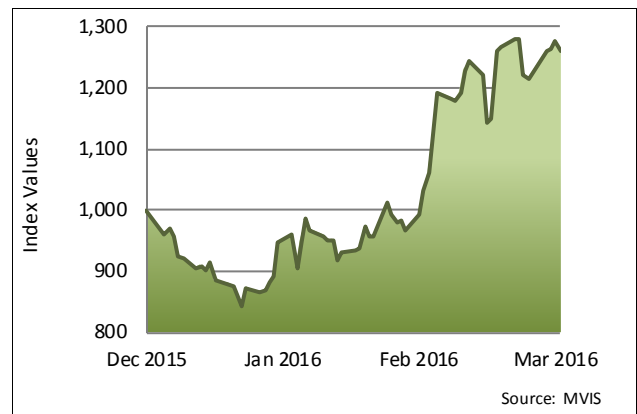
The Index is licensed.

### Market Vectors Country Indices

**MV Brazil Index (MVBRATR)**  
Month-To-Date Performance: 26.97%

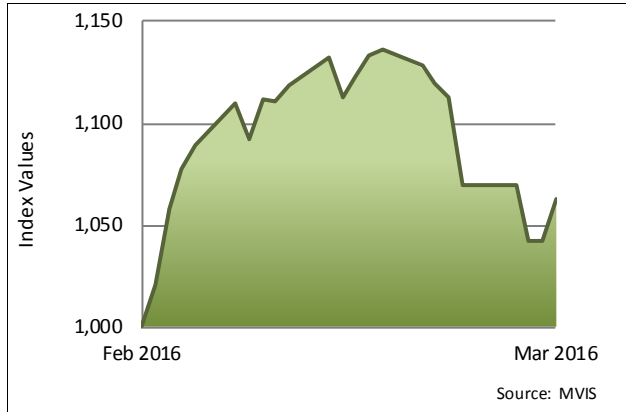


**MV Brazil Index (MVBRATR)**  
Year-To-Date Performance: 26.06%



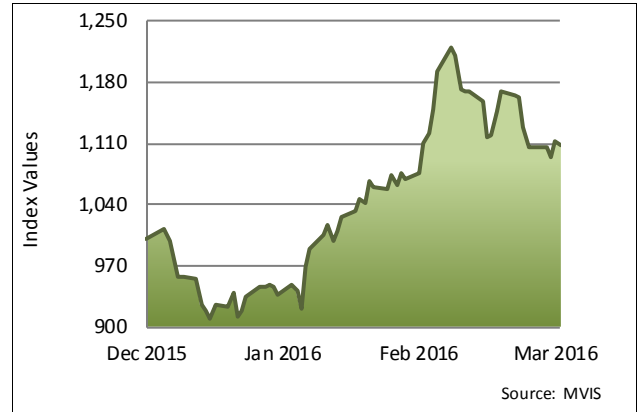
**Market Vectors Australia Indices**

**MV Australia Banks Index (AUD) (MVMVBTR)**  
**Month-To-Date Performance: 6.26%**



The Index is licensed.

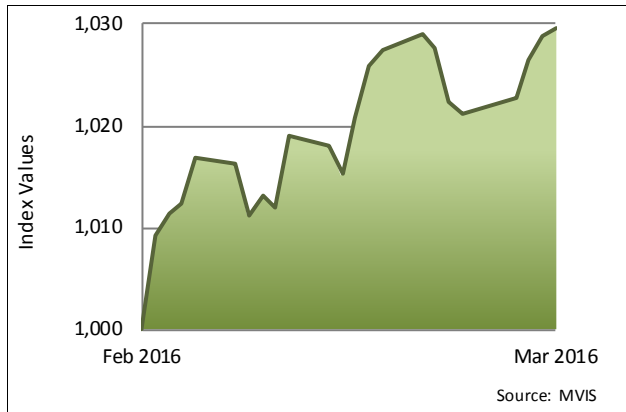
**MV AU Jr. Energy and Mining Index (AUD) (MVMVETR)**  
**Year-To-Date Performance: 10.82%**



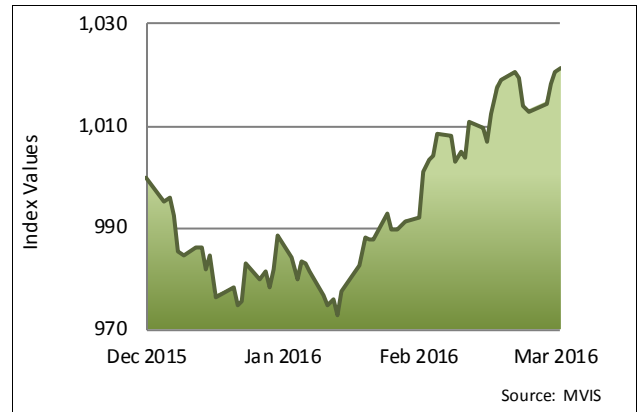
The Index is licensed.

**Market Vectors Long/Short Equity Indices**

**MV EM Long/Short Equity Index (MVLSEMTR)**  
**Month-To-Date Performance: 2.96%**

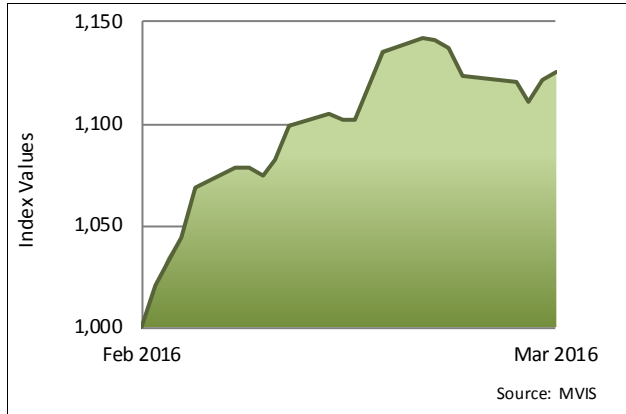


**MV EM Long/Short Equity Index (MVLSEMTR)**  
**Year-To-Date Performance: 2.12%**

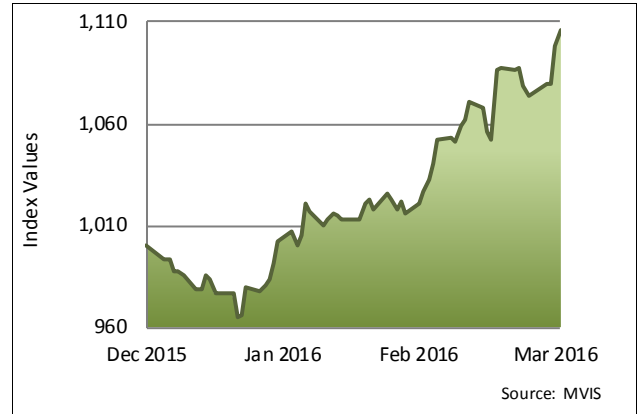


**Market Vectors Bond Indices**

**MV Altman N. Am. Distressed Bond Index (MVRCDI)**  
**Month-To-Date Performance: 12.57%**

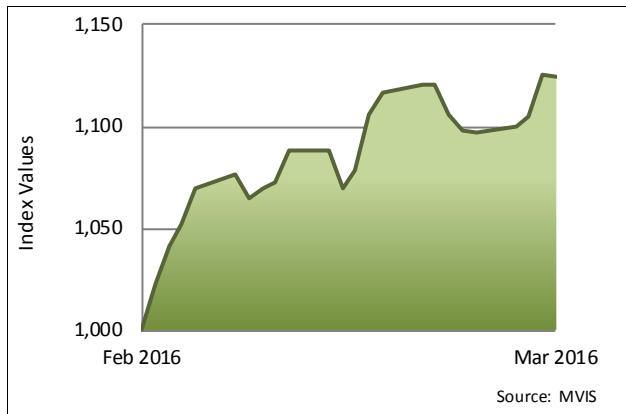


**MV EM Sovereign Bond Index (local FX) (MVEMSL)**  
**Year-To-Date Performance: 10.58%**

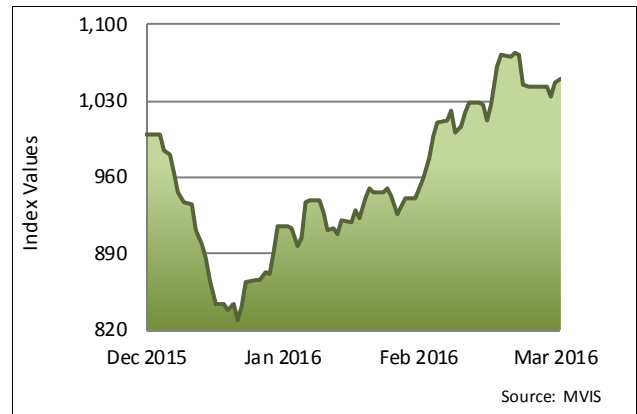


**Market Vectors GDP Indices**

**MV GDP Emerging Markets Index (MVGDPMTR)**  
**Month-To-Date Performance: 12.48%**



**MV GDP Africa Index (MVAFKTR)**  
**Year-To-Date Performance: 4.96%**



The Index is licensed.

All index values are rebased to 1000.

Market Vectors Indices are licensed to underlie financial products. Detailed information can be found under [licensing on marketvectorsindices.com](http://licensing.on.marketvectorsindices.com).

###

**Contact**

Isa Krupka, Market Vectors Index Solutions

+49 (0)69 4056 695 20

[Isa.krupka@mindices.com](mailto:Isa.krupka@mindices.com)

Bettina Hessler, Market Vectors Index Solutions

+49 (0)69 4056 695 22

[bettina.hessler@mindices.com](mailto:bettina.hessler@mindices.com)

**Note to Editors**

About Market Vectors Index Solutions (MVIS)

Market Vectors Index Solutions develops, monitors, and licenses the Market Vectors Indices. The indices are a selection of focused, investable and diversified benchmark indices that are licensed to underlie financial products. They cover several asset classes, including hard assets and international equity markets as well as fixed income markets. Approximately USD 9 billion in assets under management are currently invested in financial products based on Market Vectors Indices. Market Vectors Index Solutions is a VanEck company.