

## MarketVector™ Space Index

The MarketVector™ Space Index (MVWARP) is a thematic index tracking the performance of companies involved in space exploration, equipment, and communications, driving progress in the space industry.

### Key Features



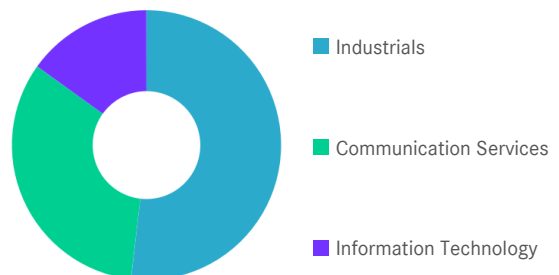
Index 2,405.98/508.10 2,405.98/765.43

### Index Data

INDEX PARAMETERS		FUNDAMENTALS*		ANNUALISED PERFORMANCE*			
Launch Date	12 Feb 2026	Components	20	Price/Earnings Trailing	-12.96	1 Month	23.16%
Type	Sector	Volatility (250 days)	44.67	Price/Book	3.29	1 Year	199.64%
Currency	USD	Full MCap bn USD	170.45	Price/Sales	3.96	3 Years	53.18%
Base Date	31 Dec 2021	Float MCap bn USD	118.66	Price/Cash Flow	13.31	5 Years	-
Base Value	1,000.00	Correlation* (250 days)	0.00	Dividend Yield	0.31	Since Inception	22.60%
		* -		* as of 31 Mar 2026		* Total Return Net Index	

### Sector Weightings

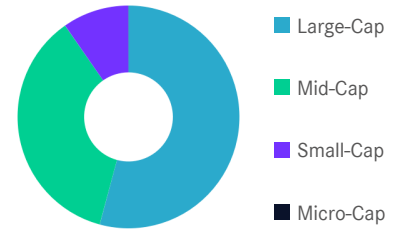
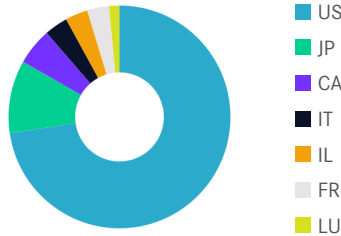
Sector	Count	Weight
Industrials	10	51.84%
Communication Services	7	33.06%
Information Technology	3	15.10%



# MarketVector™ Space Index

## Country and Size Weightings

Country	Count	Weight
United States	12	72.70%
Japan	3	10.56%
Canada	1	5.35%
Italy	1	3.42%
Israel	1	3.28%
France	1	3.20%
Luxembourg	1	1.50%



Size	Count	Weight
Large-Cap (> 6 bn)	8	54.19%
Mid-Cap (1.5 bn - 6 bn)	9	36.12%
Small-Cap (0.2 bn - 1.5 bn)	3	9.69%
Micro-Cap (0.0 bn - 0.2 bn)	0	0.00%

## Index Components

Top Components by Weight	Country	Weight	Best Performing Components	YTD	1 Day
PLANET LABS PBC	US	9.47%	NEXTRAV INC	37.20%	6.24%
FIREFLY AEROSPACE INC	US	7.47%	SKY PERFECT JSAT HOLDINGS INC ORD	69.13%	5.10%
ECHOSTAR CORP	US	7.43%	EUTELSAT COMMUNICATIONS SA	65.22%	4.51%
ROCKET LAB CORPORATION	US	7.37%	GILAT SATELLITE NETWORKS LTD	48.15%	2.79%
VIASAT INC	US	7.34%	VIASAT INC	82.39%	2.65%
AST SPACEMOBILE INC	US	6.07%			
IRIDIUM COMMUNICATIONS INC	US	5.82%			
MDA SPACE LTD	CA	5.35%	<b>Worst Performing Components</b>	<b>YTD</b>	<b>1 Day</b>
INTUITIVE MACHINES INC	US	5.26%	REDWIRE CORP	36.05%	-7.84%
GLOBALSTAR INC	US	4.89%	AST SPACEMOBILE INC	17.76%	-5.95%
NEXTRAV INC	US	4.48%	VOYAGER TECHNOLOGIES INC	19.78%	-3.78%
SKY PERFECT JSAT HOLDINGS INC ORD	JP	4.15%	IRIDIUM COMMUNICATIONS INC	142.24%	-3.59%
<b>Subtotal</b>		75.10%	PLANET LABS PBC	95.13%	-3.53%

## Symbols

	Symbol	ISIN	WKN	Sedol	Bloomberg	Reuters	Telekurs
<b>Price Return</b>	MVWARP	DE000SLOS842	SLOS84	BSHS1T8	MVWARP	.MVWARP	153482819
<b>Total Return Net</b>	MVWARPTR	DE000SLOS859	SLOS85	BSHS228	MVWARPTR	.MVWARPTR	153482824
<b>Total Return Gross</b>	-	-	-	-	-	-	-

## MarketVector™ Space Index

---

For further information visit [www.marketvector.com](http://www.marketvector.com)

Nothing on this factsheet shall be considered a solicitation to buy or an offer to sell a security, or any other product or service, to any person in any jurisdiction where such offer, solicitation, purchase or sale would be unlawful under the laws of such jurisdiction. Neither MarketVector Indexes GmbH nor any of its licensors makes any warranties or representations, express or implied, to the user with respect to any of the data contained herein. The data is provided for informational purposes only, and the Company shall not be responsible or liable for the accuracy, usefulness or availability of any information transmitted or made available through it. The MarketVector™ family of indexes (MarketVector™, Bluestar®, MVIS®) is protected through various intellectual property rights and unfair competition and misappropriation laws. MVIS® is a registered trademark of Van Eck Associates Corporation that has been licensed to MarketVector Indexes GmbH. MarketVector™ and MarketVector Indexes™ are pending trademarks of Van Eck Associates Corporation. BlueStar®, BlueStar Indexes®, BIGI® and BIGITech® are trademarks of MarketVector Indexes GmbH. You require a licence to launch any product whose performance is linked to the value of a particular MarketVector™ Index and for all use of the MarketVector™ name or name of the MarketVector™ Index in the marketing of the product.