

MarketVector™ US Listed Electricity Infrastructure Index

The MarketVector™ US Listed Electricity Infrastructure Index (MVUEI) is a thematic index tracking the performance of companies contributing to critical electrical grid and AI (artificial intelligence) infrastructure through nuclear and other decentralized energy technologies, electric equipment and related engineering and construction services, and electric utilities.

Key Features



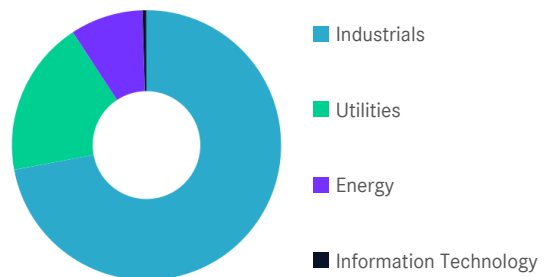
Index 4,652.86/960.20 4,652.86/2,112.67

Index Data

INDEX PARAMETERS		FUNDAMENTALS*		ANNUALISED PERFORMANCE*			
Launch Date	26 Mar 2026	Components	47	Price/Earnings Trailing	62.30	1 Month	18.66%
Type	Sector	Volatility (250 days)	30.61	Price/Book	6.10	1 Year	115.71%
Currency	USD	Full MCap bn USD	1,486.13	Price/Sales	3.87	3 Years	58.28%
Base Date	31 Dec 2020	Float MCap bn USD	1,127.73	Price/Cash Flow	203.30	5 Years	30.72%
Base Value	1,000.00	Correlation* (250 days)	0.00	Dividend Yield	0.67	Since Inception	33.02%
		* -		* as of 31 Mar 2026		* Total Return Net Index	

Sector Weightings

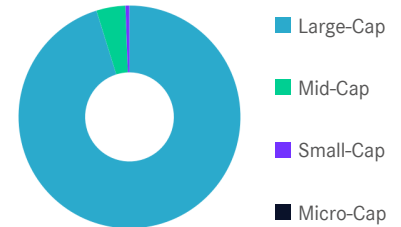
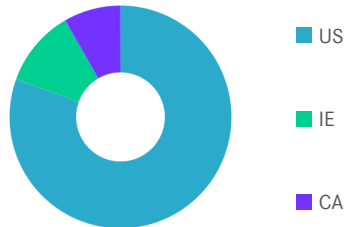
Sector	Count	Weight
Industrials	28	72.07%
Utilities	13	18.70%
Energy	5	8.74%
Information Technology	1	0.49%



MarketVector™ US Listed Electricity Infrastructure Index

Country and Size Weightings

Country	Count	Weight
United States	41	80.50%
Ireland	2	11.19%
Canada	4	8.31%



Size	Count	Weight
Large-Cap (> 6 bn)	31	95.19%
Mid-Cap (1.5 bn - 6 bn)	11	4.23%
Small-Cap (0.2 bn - 1.5 bn)	4	0.56%
Micro-Cap (0.0 bn - 0.2 bn)	1	0.02%

Index Components

Top Components by Weight	Country	Weight	Best Performing Components	YTD	1 Day
QUANTA SERVICES INC	US	8.81%	FUELCELL ENERGY INC	86.59%	37.22%
BLOOM ENERGY CORP	US	8.68%	BLOOM ENERGY CORP	231.42%	27.21%
VERTIV HOLDINGS CO	US	8.65%	GENERAC HOLDINGS INC	85.47%	16.49%
GE VERNOVA LLC	US	8.65%	MYR GROUP INC/DELAWARE	54.58%	2.05%
EATON CORPORATION PLC	IE	8.20%	PG&E CORP	2.16%	0.68%
CAMECO CORP	CA	5.92%			
CONSTELLATION ENERGY CORPORATION	US	4.52%			
MASTEC INC	US	4.23%			
HUBBELL INC -CL B	US	4.00%			
NVENT ELECTRIC	IE	2.99%			
BWX TECHNOLOGIES INC	US	2.67%			
GENERAC HOLDINGS INC	US	2.48%			
Subtotal		69.81%			
			Worst Performing Components	YTD	1 Day
			EOS ENERGY ENTERPRISES INC	-44.68%	-6.90%
			CENTRUS ENERGY CORP-CLASS A	-20.92%	-6.62%
			OKLO INC	-9.45%	-5.95%
			NANO NUCLEAR ENERGY ORD	-6.62%	-5.44%
			PREFORMED LINE PRODUCTS CO	63.44%	-5.39%

Symbols

	Symbol	ISIN	WKN	Sedol	Bloomberg	Reuters	Telekurs
Price Return	MVUEI	DE000A4ATZ65	A4ATZ6	BV4K4F5	MVUEI	.MVUEI	154992080
Total Return Net	MVUEITR	DE000A4ATZ73	A4ATZ7	BV4K4R7	MVUEITR	.MVUEITR	154992159
Total Return Gross	-	-	-	-	-	-	-

MarketVector™ US Listed Electricity Infrastructure Index

For further information visit www.marketvector.com

Nothing on this factsheet shall be considered a solicitation to buy or an offer to sell a security, or any other product or service, to any person in any jurisdiction where such offer, solicitation, purchase or sale would be unlawful under the laws of such jurisdiction. Neither MarketVector Indexes GmbH nor any of its licensors makes any warranties or representations, express or implied, to the user with respect to any of the data contained herein. The data is provided for informational purposes only, and the Company shall not be responsible or liable for the accuracy, usefulness or availability of any information transmitted or made available through it. The MarketVector™ family of indexes (MarketVector™, Bluestar®, MVIS®) is protected through various intellectual property rights and unfair competition and misappropriation laws. MVIS® is a registered trademark of Van Eck Associates Corporation that has been licensed to MarketVector Indexes GmbH. MarketVector™ and MarketVector Indexes™ are pending trademarks of Van Eck Associates Corporation. BlueStar®, BlueStar Indexes®, BIGI® and BIGITech® are trademarks of MarketVector Indexes GmbH. You require a licence to launch any product whose performance is linked to the value of a particular MarketVector™ Index and for all use of the MarketVector™ name or name of the MarketVector™ Index in the marketing of the product.