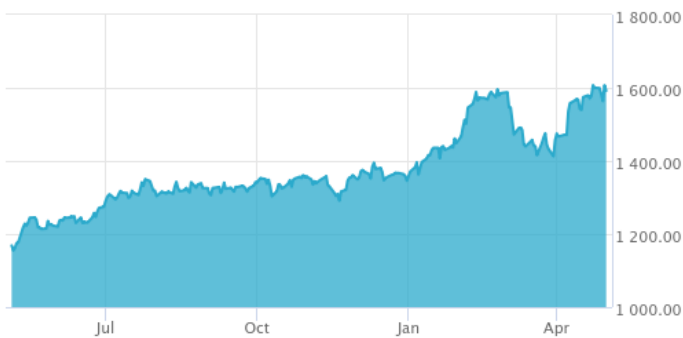


MarketVector™ US Listed Construction and Building Index

The MarketVector™ US Listed Construction and Building Index (MVUCB) is a thematic index tracking the performance of companies involved in infrastructure activity, including raw material producers, heavy equipment makers, engineering firms, and construction companies.

Key Features



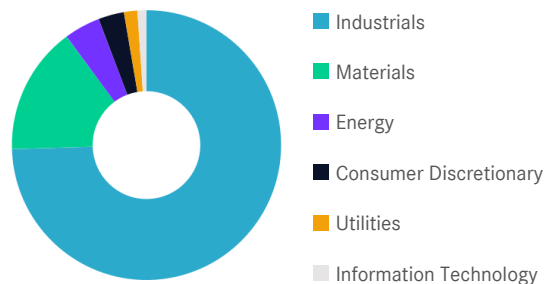
Index 1,686.54/757.76 1,686.54/1,174.52

Index Data

INDEX PARAMETERS		FUNDAMENTALS*		ANNUALISED PERFORMANCE*			
Launch Date	07 Apr 2026	Components	67	Price/Earnings Trailing	26.89	1 Month	9.23%
Type	Sector	Volatility (250 days)	16.85	Price/Book	4.46	1 Year	39.76%
Currency	USD	Full MCap bn USD	3,850.89	Price/Sales	2.80	3 Years	20.91%
Base Date	31 Dec 2021	Float MCap bn USD	2,907.98	Price/Cash Flow	30.66	5 Years	-
Base Value	1,000.00	Correlation* (250 days)	0.00	Dividend Yield	1.24	Since Inception	12.14%
		* -		* as of 31 Mar 2026		* Total Return Net Index	

Sector Weightings

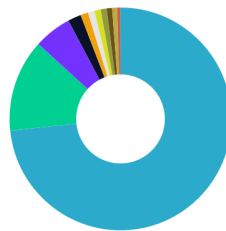
Sector	Count	Weight
Industrials	41	74.53%
Materials	14	15.35%
Energy	4	4.33%
Consumer Discretionary	4	3.11%
Utilities	2	1.60%
Information Technology	2	1.08%




MarketVector™ US Listed Construction and Building Index

Country and Size Weightings

Country	Count	Weight
United States	50	73.32%
Ireland	6	13.42%
Canada	3	5.47%
Curacao	1	1.95%
Netherlands	1	1.11%
Switzerland	1	0.95%
South Korea	1	0.90%
Brazil	1	0.87%
Luxembourg	1	0.81%
Mexico	1	0.71%
United Kingdom	1	0.48%



- US
- IE
- CA
- CW
- NL
- CH
- KR
- BR
- LU
- MX
- GB



- Large-Cap
- Mid-Cap
- Small-Cap
- Micro-Cap

Size	Count	Weight
Large-Cap (> 6 bn)	67	100.00%
Mid-Cap (1.5 bn - 6 bn)	0	0.00%
Small-Cap (0.2 bn - 1.5 bn)	0	0.00%
Micro-Cap (0.0 bn - 0.2 bn)	0	0.00%

Index Components

Top Components by Weight	Country	Weight	Best Performing Components	YTD	1 Day
CATERPILLAR INC	US	4.65%	VERALTO CORP	-10.20%	4.52%
GE VERNOVA LLC	US	4.44%	LENNOX INTL	6.90%	4.46%
EATON CORPORATION PLC	IE	4.24%	HALLIBURTON CO	48.68%	2.45%
UNION PACIFIC CORP	US	4.03%	TECHNIPFMC PLC	72.91%	2.04%
DEERE & CO	US	3.67%	BAKER HUGHES CO	51.68%	1.68%
PARKER HANNIFIN CORP	US	3.44%			
HONEYWELL INTERNATIONAL INC	US	3.41%			
TRANE TECHNOLOGIES PLC	IE	3.38%			
QUANTA SERVICES INC	US	2.90%			
3M COMPANY	US	2.77%			
EMERSON ELECTRIC CO	US	2.71%			
CSX CORP	US	2.62%			
Subtotal		42.28%			
			Worst Performing Components	YTD	1 Day
			JAMES HARDIE INDUSTRIES PLC ORD	-1.83%	-6.52%
			CANADIAN NATIONAL RAILWAY COMPANY	9.88%	-5.92%
			BUILDERS FIRSTSOURCE INC	-18.96%	-5.38%
			MASCO CORP	12.77%	-4.14%
			NVR INC	-14.88%	-3.65%

Symbols

	Symbol	ISIN	WKN	Sedol	Bloomberg	Reuters	Telekurs
Price Return	MVUCB	DE000A4AT3H7	A4AT3H	BTWQTB2	MVUCB	.MVUCB	155408524
Total Return Net	MVUCBTR	DE000A4AT3J3	A4AT3J	BTWQTH8	MVUCBTR	.MVUCBTR	155408528
Total Return Gross	-	-	-	-	-	-	-

MarketVector™ US Listed Construction and Building Index

For further information visit www.marketvector.com

Nothing on this factsheet shall be considered a solicitation to buy or an offer to sell a security, or any other product or service, to any person in any jurisdiction where such offer, solicitation, purchase or sale would be unlawful under the laws of such jurisdiction. Neither MarketVector Indexes GmbH nor any of its licensors makes any warranties or representations, express or implied, to the user with respect to any of the data contained herein. The data is provided for informational purposes only, and the Company shall not be responsible or liable for the accuracy, usefulness or availability of any information transmitted or made available through it. The MarketVector™ family of indexes (MarketVector™, Bluestar®, MVIS®) is protected through various intellectual property rights and unfair competition and misappropriation laws. MVIS® is a registered trademark of Van Eck Associates Corporation that has been licensed to MarketVector Indexes GmbH. MarketVector™ and MarketVector Indexes™ are pending trademarks of Van Eck Associates Corporation. BlueStar®, BlueStar Indexes®, BIGI® and BIGITech® are trademarks of MarketVector Indexes GmbH. You require a licence to launch any product whose performance is linked to the value of a particular MarketVector™ Index and for all use of the MarketVector™ name or name of the MarketVector™ Index in the marketing of the product.