

MarketVector™ Top US Profitable Technology Companies Index

The MarketVector™ Top US Profitable Technology Companies Index (MVU5TK) tracks the performance of Technology companies included within the 500 largest securities of profitable US companies.

Key Features



Index 6,020.47 / 950.19 6,020.47 / 3,467.84

Size and Liquidity Requirements

Full MCap of at least 10 bln USD. Three month average-daily-trading volume of at least 5 mln USD at a review and also at the previous two reviews. At least 250,000 shares traded per month over the last six months at a review and also at the previous two reviews.

Universe

US companies included in the MarketVector™ Total Global Equity Index universe with five consecutive quarters of positive net income involved in the Technology Sector.

Diversification

Companies are weighted by free-float market capitalization.

Review

Quarterly.

Index Data

INDEX PARAMETERS

Launch Date	31 Jul 2025	Components	72
Type	Sector	Volatility (250 days)	28.50
Currency	USD	Full MCap bn USD	20,813.74
Base Date	31 Dec 2018	Float MCap bn USD	16,573.27
Base Value	1,000.00	Correlation* (250 days)	0.00

* -

FUNDAMENTALS*

Price/Earnings Trailing	41.34
Price/Book	13.99
Price/Sales	9.95
Price/Cash Flow	45.20
Dividend Yield	0.49

* as of 30 Nov 2025

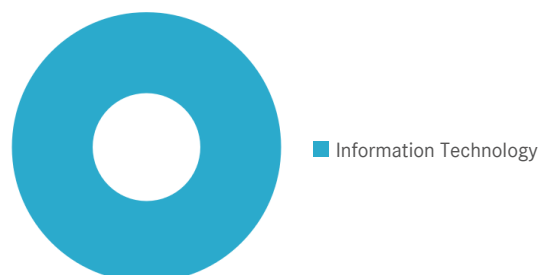
ANNUALISED PERFORMANCE*

1 Month	-3.29%
1 Year	19.56%
3 Years	34.27%
5 Years	22.13%
Since Inception	28.12%

* Total Return Net Index

Sector Weightings

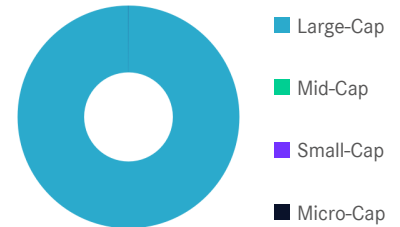

Sector	Count	Weight
Information Technology	72	100.00%



MarketVector™ Top US Profitable Technology Companies Index

Country and Size Weightings

Country	Count	Weight
United States	69	98.92%
Ireland	2	1.04%
Guernsey	1	0.04%



Size	Count	Weight
Large-Cap (> 6 bn)	72	100.00%
Mid-Cap (1.5 bn - 6 bn)	0	0.00%
Small-Cap (0.2 bn - 1.5 bn)	0	0.00%
Micro-Cap (0.0 bn - 0.2 bn)	0	0.00%

Index Components

Top Components by Weight	Country	Weight	Best Performing Components	YTD	1 Day
NVIDIA CORP	US	22.02%	GARTNER INC	-49.15%	5.33%
APPLE INC	US	20.66%	KLA CORP	96.09%	2.61%
MICROSOFT CORP	US	18.00%	LAM RESEARCH CORP	129.54%	2.35%
BROADCOM INC	US	8.42%	EPAM SYSTEMS INC	-9.27%	1.20%
PALANTIR TECHNOLOGIES INC	US	2.14%	ACCENTURE PLC-CL A	-20.25%	1.14%
ORACLE CORP	US	1.79%			
ADVANCED MICRO DEVICES	US	1.78%			
CISCO SYSTEMS INC	US	1.53%			
MICRON TECHNOLOGY INC	US	1.29%			
INTERNATIONAL BUSINESS MACHINES CORP	US	1.19%			
SALESFORCE INC	US	1.16%			
APPLOVIN CORP	US	1.12%			
Subtotal		81.09%			

Worst Performing Components	YTD	1 Day
SERVICENOW INC	-27.82%	-11.54%
BROADCOM INC	47.63%	-5.59%
WORKDAY INC	-16.72%	-4.27%
DOCUSIGN INC	-24.18%	-4.11%
DYNATRACE INC	-18.34%	-3.61%

Symbols

	Symbol	ISIN	WKN	Sedol	Bloomberg	Reuters	Telekurs
Price Return	MVU5TKPR	DE000A4APKV3	A4APKV	BV2D0Z8	MVU5TKPR	.MVU5TKPR	147146417
Total Return Net	MVU5TKTR	DE000A4APKW1	A4APKW	BV2D100	MVU5TKTR	.MVU5TKTR	147146391
Total Return Gross	MVU5TKTG	DE000A4APKX9	A4APKX	BV2D188	MVU5TKTG	.MVU5TKTG	147146348

MarketVector™ Top US Profitable Technology Companies Index

For further information visit www.marketvector.com

Nothing on this factsheet shall be considered a solicitation to buy or an offer to sell a security, or any other product or service, to any person in any jurisdiction where such offer, solicitation, purchase or sale would be unlawful under the laws of such jurisdiction. Neither MarketVector Indexes GmbH nor any of its licensors makes any warranties or representations, express or implied, to the user with respect to any of the data contained herein. The data is provided for informational purposes only, and the Company shall not be responsible or liable for the accuracy, usefulness or availability of any information transmitted or made available through it. The MarketVector™ family of indexes (MarketVector™, Bluestar®, MVIS®) is protected through various intellectual property rights and unfair competition and misappropriation laws. MVIS® is a registered trademark of Van Eck Associates Corporation that has been licensed to MarketVector Indexes GmbH. MarketVector™ and MarketVector Indexes™ are pending trademarks of Van Eck Associates Corporation. BlueStar®, BlueStar Indexes®, BIGI® and BIGITech® are trademarks of MarketVector Indexes GmbH. You require a licence to launch any product whose performance is linked to the value of a particular MarketVector™ Index and for all use of the MarketVector™ name or name of the MarketVector™ Index in the marketing of the product.