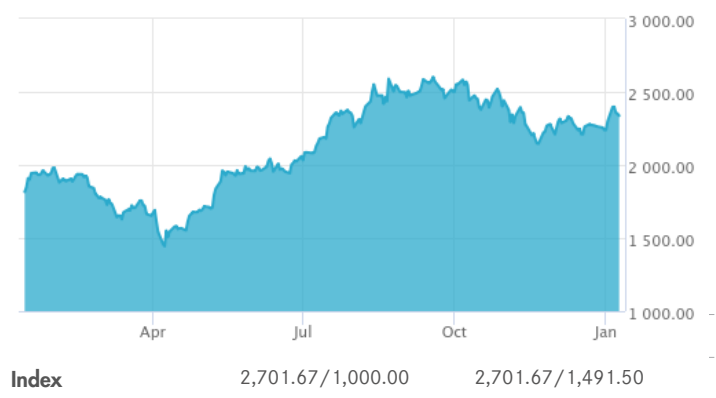


# MarketVector™ Tokenization Technology Index

The MarketVector™ Tokenization Technology Index (MVTKNQ) is a thematic index tracking the performance of companies and digital assets involved in the tokenization of real world assets ("RWAs").

## Key Features



### Size and Liquidity Requirements

Full MCap of at least 150 mln USD. Three month average-daily-trading volume of at least 1 mln USD at a review and also at the previous two reviews. At least 250,000 shares traded per month over the last six months at a review and also at the previous two reviews.

### Universe

Companies engaged in the tokenization ecosystem, selected based on tokenization-related patent leadership or the development of tokenized-asset infrastructure, and deriving at least 50% of revenues from tokenization, digital-asset, online brokerage, trading, exchange, financial-infrastructure, metaverse, or AI-related activities.

### Diversification

Company weights are capped at between 50% and 75% for stocks and between 25% and 50% for digital asset ETPs.

### Review

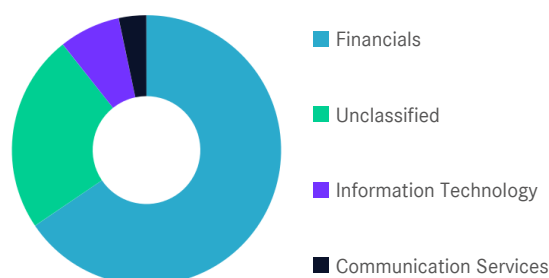
Semi-annually in March and September with quarterly rebalances.

## Index Data

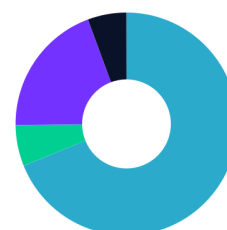
INDEX PARAMETERS				FUNDAMENTALS*		ANNUALISED PERFORMANCE*	
Launch Date	22 Dec 2025	Components	55	Price/Earnings Trailing	23.73	1 Month	0.20%
Type	Sector	Volatility (250 days)	28.97	Price/Book	2.36	1 Year	25.85%
Currency	USD	Full MCap bn USD	10,222.45	Price/Sales	1.53	3 Years	32.26%
Base Date	30 Dec 2022	Float MCap bn USD	8,274.44	Price/Cash Flow	12.90	5 Years	-
Base Value	1,000.00	Correlation* (250 days)	0.00	Dividend Yield	1.66	Since Inception	34.12%
* -				* as of 31 Dec 2025		* Total Return Net Index	

## Sector Weightings

Sector	Count	Weight
Financials	44	65.54%
Unclassified	4	23.79%
Information Technology	5	7.35%
Communication Services	2	3.32%



## Country and Size Weightings



## Index Components

## Symbols

Index data as of 10 Jan 2026 / Page 2

## MarketVector™ Tokenization Technology Index

---

For further information visit [www.marketvector.com](http://www.marketvector.com)

Nothing on this factsheet shall be considered a solicitation to buy or an offer to sell a security, or any other product or service, to any person in any jurisdiction where such offer, solicitation, purchase or sale would be unlawful under the laws of such jurisdiction. Neither MarketVector Indexes GmbH nor any of its licensors makes any warranties or representations, express or implied, to the user with respect to any of the data contained herein. The data is provided for informational purposes only, and the Company shall not be responsible or liable for the accuracy, usefulness or availability of any information transmitted or made available through it. The MarketVector™ family of indexes (MarketVector™, Bluestar®, MVIS®) is protected through various intellectual property rights and unfair competition and misappropriation laws. MVIS® is a registered trademark of Van Eck Associates Corporation that has been licensed to MarketVector Indexes GmbH. MarketVector™ and MarketVector Indexes™ are pending trademarks of Van Eck Associates Corporation. BlueStar®, BlueStar Indexes®, BIGI® and BIGITech® are trademarks of MarketVector Indexes GmbH. You require a licence to launch any product whose performance is linked to the value of a particular MarketVector™ Index and for all use of the MarketVector™ name or name of the MarketVector™ Index in the marketing of the product.