

MarketVector™ Total Global Equity Index

The MarketVector™ Total Global Equity Index (MVTGLE) is a broad global index tracking the performance of companies from circa 150 markets, targeting a coverage of 98% of the free-float market capitalization of the eligible universe of each country.

Key Features



Coverage

Top 98% of most liquid companies in each available market/country.

Diversification

Companies are weighted by free-float market capitalization.

Review

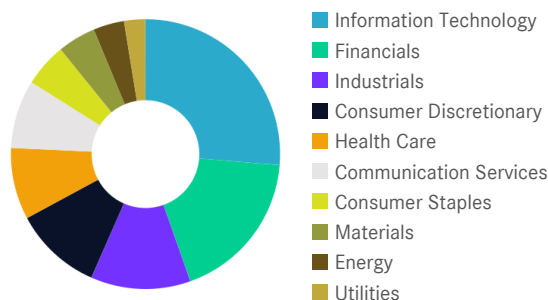
Quarterly.

Index Data

INDEX PARAMETERS				FUNDAMENTALS*		ANNUALISED PERFORMANCE*	
Launch Date	29 Feb 2024	Components	8159	Price/Earnings Trailing	23.72	1 Month	0.68%
Type	Global	Volatility (250 days)	13.14	Price/Book	3.08	1 Year	18.25%
Currency	USD	Full MCap bn USD	92,873.56	Price/Sales	2.22	3 Years	-
Base Date	31 Dec 2022	Float MCap bn USD	92,873.56	Price/Cash Flow	13.37	5 Years	-
Base Value	1,000.00	Correlation* (250 days)	0.00	Dividend Yield	1.72	Since Inception	20.80%
* -				* as of 30 Nov 2025		* Total Return Net Index	

Sector Weightings

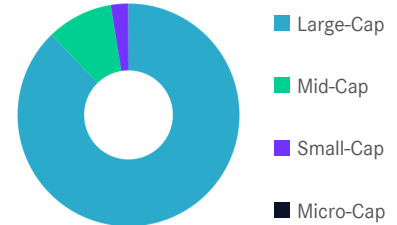
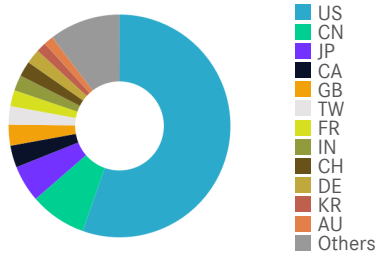
Sector	Count	Weight
Information Technology	1149	25.79%
Financials	1179	17.91%
Industrials	1459	11.78%
Consumer Discretionary	892	10.34%
Health Care	665	8.42%
Communication Services	321	8.03%
Consumer Staples	508	5.10%
Materials	827	4.50%
Energy	321	3.64%
Utilities	321	2.50%



MarketVector™ Total Global Equity Index

Country and Size Weightings

Country	Count	Weight
United States	1438	55.40%
China	1203	8.23%
Japan	879	5.33%
Canada	227	3.19%
United Kingdom	223	3.04%
Taiwan	451	2.66%
France	77	2.33%
India	627	2.26%
Switzerland	77	2.24%
Germany	99	2.09%
South Korea	490	1.46%
Australia	188	1.41%
Others	2180	10.35%



Size	Count	Weight
Large-Cap (> 6 bn)	1923	87.80%
Mid-Cap (1.5 bn - 6 bn)	2912	9.63%
Small-Cap (0.2 bn - 1.5 bn)	2923	2.53%
Micro-Cap (0.0 bn - 0.2 bn)	401	0.05%

Index Components

Top Components by Weight	Country	Weight	Best Performing Components	YTD	1 Day
NVIDIA CORP	US	3.93%	HARIM HOLDINGS CO LTD	111.80%	29.75%
APPLE INC	US	3.69%	SAMSUNG FIRE & MARINE INS ORD	84.57%	28.08%
MICROSOFT CORP	US	3.21%	TERRAVEST INDUSTRIES INC	47.33%	23.16%
AMAZON.COM INC	US	2.04%	PETRO MATAD LTD	-8.55%	14.02%
ALPHABET INC-CL A	US	1.64%	SHAKTI PUMPS (INDIA) LTD	-43.81%	13.94%
BROADCOM INC	US	1.50%			
ALPHABET INC C-SHARES	US	1.32%			
TAIWAN SEMICONDUCTOR MANUFAC	TW	1.23%			
META PLATFORMS INC	US	1.17%			
TESLA INC	US	1.13%			
JPMORGAN CHASE & CO	US	0.78%			
ELI LILLY & CO	US	0.71%			
Subtotal		22.36%			

Worst Performing Components	YTD	1 Day
GROUPIMO	20.15%	-32.67%
WAVE LIFE SCIENCES PTE LTD	35.41%	-17.20%
ANYCOLOR INC	74.11%	-16.63%
POLESTAR AUTOMOTIVE HOLDING UK PLC C	-61.87%	-14.88%
QUNABOX GROUP ORD	-61.89%	-13.99%

Symbols

	Symbol	ISIN	WKN	Sedol	Bloomberg	Reuters	Telekurs
Price Return	MVTGLE	DE000SL0KSQ1	SL0KSQ	BMCGMQ9	MVTGLE	.MVTGLE	132775909
Total Return Net	MVTGLETR	DE000SL0KSR9	SL0KSR	BMCGMR0	MVTGLETR	.MVTGLETR	132775922
Total Return Gross	MVTGLETG	DE000SL0KSS7	SL0KSS	BMCGMS1	MVTGLETG	.MVTGLETG	132775928

MarketVector™ Total Global Equity Index

For further information visit www.marketvector.com

Nothing on this factsheet shall be considered a solicitation to buy or an offer to sell a security, or any other product or service, to any person in any jurisdiction where such offer, solicitation, purchase or sale would be unlawful under the laws of such jurisdiction. Neither MarketVector Indexes GmbH nor any of its licensors makes any warranties or representations, express or implied, to the user with respect to any of the data contained herein. The data is provided for informational purposes only, and the Company shall not be responsible or liable for the accuracy, usefulness or availability of any information transmitted or made available through it. The MarketVector™ family of indexes (MarketVector™, Bluestar®, MVIS®) is protected through various intellectual property rights and unfair competition and misappropriation laws. MVIS® is a registered trademark of Van Eck Associates Corporation that has been licensed to MarketVector Indexes GmbH. MarketVector™ and MarketVector Indexes™ are pending trademarks of Van Eck Associates Corporation. BlueStar®, BlueStar Indexes®, BIGI® and BIGITech® are trademarks of MarketVector Indexes GmbH. You require a licence to launch any product whose performance is linked to the value of a particular MarketVector™ Index and for all use of the MarketVector™ name or name of the MarketVector™ Index in the marketing of the product.