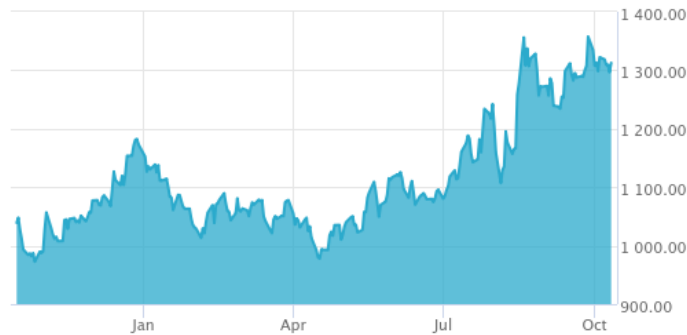


MVIS® Global Space Industry ESG Index

The MVIS® Global Space Industry ESG Index (MVSPC) tracks the performance of the largest and most liquid companies in the global space industry. This is a modified market cap-weighted index, and only includes companies that generate a majority of their revenue from products and services related to space exploration, rockets and propulsion systems, satellite equipment and communications solutions, or other satellite equipment related services. MVSPC covers at least 90% of the investable universe and adheres to ESG criteria.

Key Features



Index 1,445.01/561.29 1,357.62/972.64

Size and Liquidity Requirements

Full MCap of at least 150 mln USD. Three month average-daily-trading volume of at least 1 mln USD at a review and also at the previous two reviews. At least 250,000 shares traded per month over the last six months at a review and also at the previous two reviews.

Pure-Play

Companies have to generate at least 50% of revenues from space-related industries.

Diversification

Company weightings are capped at 8%.

Review

Quarterly.

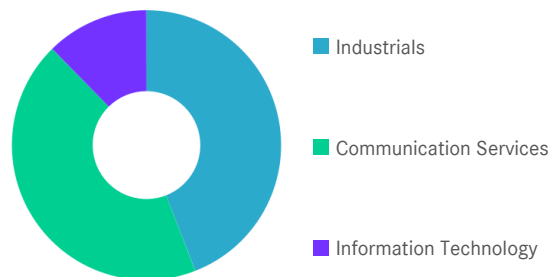
Index Data

INDEX PARAMETERS		FUNDAMENTALS*		ANNUALISED PERFORMANCE*			
Launch Date	31 Aug 2021	Components	25	Price/Earnings Trailing	-9.61	1 Month	4.61%
Type	Sector	Volatility (250 days)	26.32	Price/Book	1.19	1 Year	26.31%
Currency	USD	Full MCap bn USD	57.93	Price/Sales	1.14	3 Years	1.67%
Base Date	31 Dec 2019	Float MCap bn USD	34.64	Price/Cash Flow	3.14	5 Years	-
Base Value	1,000.00	Correlation* (250 days)	0.52	Dividend Yield	1.15	7 Years	5.86%

* FactSet Global Space Economy * as of 30 Sep 2024 * Total Return Net Index

Sector Weightings

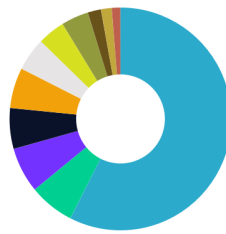
Sector	Count	Weight
Industrials	11	44.10%
Communication Services	9	43.54%
Information Technology	5	12.36%



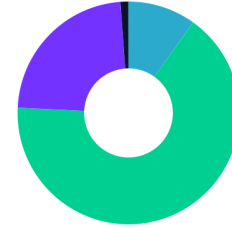
MVIS® Global Space Industry ESG Index

Country and Size Weightings

Country	Count	Weight
United States	13	57.47%
Japan	2	6.61%
Taiwan	2	6.58%
South Korea	1	5.93%
Canada	1	5.88%
Luxembourg	1	4.80%
United Kingdom	1	4.00%
France	1	3.98%
Thailand	1	1.94%
Israel	1	1.55%
Italy	1	1.27%



- US
- JP
- TW
- KR
- CA
- LU
- GB
- FR
- TH
- IL
- IT



- Large-Cap
- Mid-Cap
- Small-Cap
- Micro-Cap

Size	Count	Weight
Large-Cap (> 6 bn)	2	9.93%
Mid-Cap (1.5 bn - 6 bn)	11	65.82%
Small-Cap (0.2 bn - 1.5 bn)	11	23.08%
Micro-Cap (0.0 bn - 0.2 bn)	1	1.17%

Index Components

Top Components by Weight	Country	Weight	Best Performing Components	YTD	1 Day
ROCKET LAB USA INC	US	11.14%	PLANET LABS PBC	-8.50%	7.62%
IRIDIUM COMMUNICATIONS INC	US	7.32%	AST SPACEMOBILE INC	301.00%	4.81%
ECHOSTAR CORP	US	7.11%	SPIRE GLOBAL INC	20.84%	4.77%
AST SPACEMOBILE INC	US	6.65%	THAICOM PCL	17.48%	3.49%
HANWHA AEROSPACE CO LTD	KR	5.93%	ROCKET LAB USA INC	75.41%	3.30%
MDA SPACE LTD	CA	5.88%			
WISTRON NEWEB CORPORATION	TW	5.41%			
SES SA	LU	4.80%	Worst Performing Components	YTD	1 Day
GLOBALSTAR INC	US	4.76%	SES SA	-28.94%	-7.21%
SKY PERFECT JSAT HOLDINGS INC ORD	JP	4.49%	ECHOSTAR CORP	50.57%	-2.08%
HEXCEL	US	4.28%	ISPACE ORD	-31.84%	-1.41%
MELROSE INDUSTRIES PLC	GB	4.00%	MELROSE INDUSTRIES PLC	-21.81%	-1.29%
Subtotal		71.77%	SKY PERFECT JSAT HOLDINGS INC ORD	24.93%	-0.69%

Symbols

	Symbol	ISIN	WKN	Sedol	Bloomberg	Reuters	Telekurs
Price Return	MVSPC	DE000SL0D497	SL0D49	BP6SB09	MVSPC	.MVSPC	113319697
Total Return Net	MVSPCTR	DE000SL0D5A9	SL0D5A	BP6SB10	MVSPCTR	.MVSPCTR	113319698
Total Return Gross	-	-	-	-	-	-	-

MVIS® Global Space Industry ESG Index

For further information visit www.marketvector.com

Nothing on this factsheet shall be considered a solicitation to buy or an offer to sell a security, or any other product or service, to any person in any jurisdiction where such offer, solicitation, purchase or sale would be unlawful under the laws of such jurisdiction. Neither MarketVector Indexes GmbH nor any of its licensors makes any warranties or representations, express or implied, to the user with respect to any of the data contained herein. The data is provided for informational purposes only, and the Company shall not be responsible or liable for the accuracy, usefulness or availability of any information transmitted or made available through it. The MarketVector™ family of indexes (MarketVector™, Bluestar®, MVIS®) is protected through various intellectual property rights and unfair competition and misappropriation laws. MVIS® is a registered trademark of Van Eck Associates Corporation that has been licensed to MarketVector Indexes GmbH. MarketVector™ and MarketVector Indexes™ are pending trademarks of Van Eck Associates Corporation. BlueStar®, BlueStar Indexes®, BIGI® and BIGITech® are trademarks of MarketVector Indexes GmbH. You require a licence to launch any product whose performance is linked to the value of a particular MarketVector™ Index and for all use of the MarketVector™ name or name of the MarketVector™ Index in the marketing of the product.