

# MarketVector™ China Semiconductor 25 Index

The MarketVector™ China Semiconductor 25 Index (MVSMHC) is a thematic index tracking the performance of the largest and most liquid Chinese companies in the semiconductor industry.

## Key Features



Index 2,693.14/585.28 2,693.14/978.79

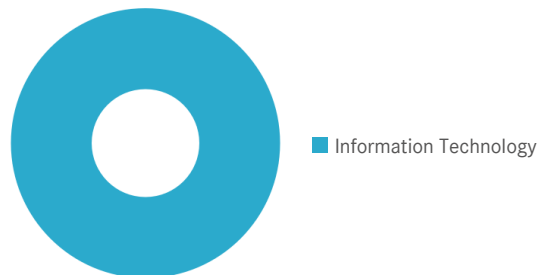
## Index Data

INDEX PARAMETERS		FUNDAMENTALS*		ANNUALISED PERFORMANCE*			
Launch Date	16 Apr 2026	Components	25	Price/Earnings Trailing	99.06	1 Month	13.91%
Type	Sector	Volatility (250 days)	40.74	Price/Book	14.99	1 Year	166.15%
Currency	USD	Full MCap bn USD	941.05	Price/Sales	16.42	3 Years	41.60%
Base Date	30 Dec 2020	Float MCap bn USD	281.57	Price/Cash Flow	71.87	5 Years	17.08%
Base Value	1,000.00	Correlation* (250 days)	0.00	Dividend Yield	0.16	Since Inception	19.33%

\* - \* as of 31 May 2026 \* Total Return Net Index

## Sector Weightings


Sector	Count	Weight
Information Technology	25	100.00%



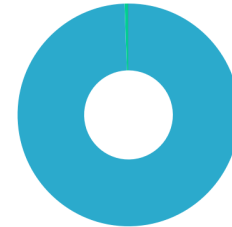
## MarketVector™ China Semiconductor 25 Index

### Country and Size Weightings

Country	Count	Weight
China	25	100.00%



■ CN



■ Large-Cap  
■ Mid-Cap  
■ Small-Cap  
■ Micro-Cap

Size	Count	Weight
Large-Cap (> 6 bn)	24	99.44%
Mid-Cap (1.5 bn - 6 bn)	1	0.56%
Small-Cap (0.2 bn - 1.5 bn)	0	0.00%
Micro-Cap (0.0 bn - 0.2 bn)	0	0.00%

### Index Components

Top Components by Weight	Country	Weight	Best Performing Components	YTD	1 Day
CAMBRICON TECHNOLOGIES CORPORATION	CN	16.11%	YUANJIE SEMICONDUCTOR TECHNOLOGY CO	275.96%	9.82%
HYGON INFORMATION TECHNOLOGY CO LTD	CN	11.11%	HANGZHOU SILAN MICROELECTR-A	39.34%	8.22%
EOPTOLINK TECHNOLOGY INC. LTD. CLASS	CN	10.58%	WUS PRINTED CIRCUIT KUNSHAN CO LTD	99.96%	5.14%
NAURA TECHNOLOGY GROUP CO-A	CN	8.24%	VERISILICON MICROELECTRONI-A	88.07%	5.05%
ADVANCED MICRO-FABRICATION-A	CN	5.40%	SUZHOU DONGSHAN PRECISION-A	204.27%	4.07%
GIGADEVICE SEMICONDUCTOR B-A	CN	4.99%			
VICTORY GIANT TECHNOLOGY HUIZH	CN	4.74%			
MONTAGE TECHNOLOGY CO LTD-A	CN	3.96%			
WUS PRINTED CIRCUIT KUNSHAN CO LTD	CN	3.87%			
AVARY HOLDING SHENZHEN CO LTD	CN	3.83%			
SUZHOU DONGSHAN PRECISION-A	CN	3.78%			
PIOTECH ORD A	CN	3.11%			
<b>Subtotal</b>		79.73%			
			Worst Performing Components	YTD	1 Day
			CAMBRICON TECHNOLOGIES CORPORATION	48.69%	-2.10%
			PIOTECH ORD A	105.62%	-2.08%
			HYGON INFORMATION TECHNOLOGY CO LTD	35.67%	-1.68%
			NAURA TECHNOLOGY GROUP CO-A	51.42%	-1.48%
			INGENIC SEMICONDUCTOR CO -A	58.17%	-1.39%

### Symbols

	Symbol	ISIN	WKN	Sedol	Bloomberg	Reuters	Telekurs
<b>Price Return</b>	MVSMHC	DE000SL0T0S4	SL0T0S	BW5DN75	MVSMHC	.MVSMHC	155736418
<b>Total Return Net</b>	MVSMHCTR	DE000SL0T0T2	SL0T0T	BW5DN97	MVSMHCTR	.MVSMHCTR	155736425
<b>Total Return Gross</b>	MVSMHCTG	DE000SL0T071	SL0T07	BW5DNB9	MVSMHCTG	.MVSMHCTG	155736429

## MarketVector™ China Semiconductor 25 Index

---

For further information visit [www.marketvector.com](http://www.marketvector.com)

Nothing on this factsheet shall be considered a solicitation to buy or an offer to sell a security, or any other product or service, to any person in any jurisdiction where such offer, solicitation, purchase or sale would be unlawful under the laws of such jurisdiction. Neither MarketVector Indexes GmbH nor any of its licensors makes any warranties or representations, express or implied, to the user with respect to any of the data contained herein. The data is provided for informational purposes only, and the Company shall not be responsible or liable for the accuracy, usefulness or availability of any information transmitted or made available through it. The MarketVector™ family of indexes (MarketVector™, Bluestar®, MVIS®) is protected through various intellectual property rights and unfair competition and misappropriation laws. MVIS® is a registered trademark of Van Eck Associates Corporation that has been licensed to MarketVector Indexes GmbH. MarketVector™ and MarketVector Indexes™ are pending trademarks of Van Eck Associates Corporation. BlueStar®, BlueStar Indexes®, BIGI® and BIGITech® are trademarks of MarketVector Indexes GmbH. You require a licence to launch any product whose performance is linked to the value of a particular MarketVector™ Index and for all use of the MarketVector™ name or name of the MarketVector™ Index in the marketing of the product.