

MVIS® US Listed Semiconductor 25 Index

The MVIS® US Listed Semiconductor 25 Index (MVSMH) tracks the performance of the 25 largest and most liquid US exchange-listed companies in the semiconductor industry. This is a modified market cap-weighted index, and only includes companies that generate at least 50% of their revenue from semiconductors or semiconductor equipment.

Key Features



	All Time High/Low	52-Week High/Low
Total Return Net Index	7,059.10/215.91	7,059.10/3,600.72

Size and Liquidity Requirements

Full MCap of at least 150 mln USD. Three month average-daily-trading volume of at least 1 mln USD at a review and also at the previous two reviews. At least 250,000 shares traded per month over the last six months at a review and also at the previous two reviews.

Pure-Play

Companies have to generate at least 50% revenues from semiconductors.

Diversification

Company weightings are capped at 20%.

Review

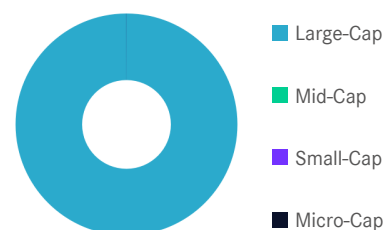
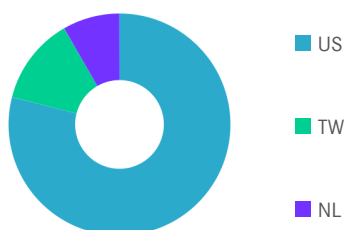
Semi-annually in March and September with quarterly rebalances.

Index Data

INDEX PARAMETERS				FUNDAMENTALS*		ANNUALISED PERFORMANCE*	
Launch Date	12 Aug 2011	Components	25	Price/Earnings Trailing	44.19	1 Month	-0.42%
Type	Sector	Volatility (250 days)	27.53	Price/Book	7.12	1 Year	77.63%
Currency	USD	Full MCap bn USD	5,832.15	Price/Sales	9.42	3 Years	20.54%
Base Date	29 Sep 2000	Float MCap bn USD	4,686.46	Price/Cash Flow	25.40	5 Years	31.95%
Base Value	1,000.00	Correlation* (250 days)	0.97	Dividend Yield	0.82	7 Years	8.45%
* MSCI ACWI Semiconductors				* as of 31 Mar 2024		* Total Return Net Index	

Country and Size Weightings

Country	Count	Weight
United States	21	78.97%
Taiwan	1	12.72%
Netherlands	3	8.31%

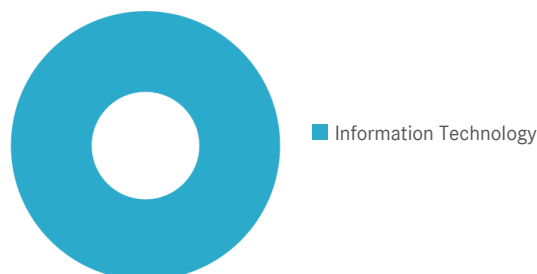


Size	Count	Weight
Large-Cap (> 6 bn)	25	100.00%
Mid-Cap (1.5 bn - 6 bn)	0	0.00%
Small-Cap (0.2 bn - 1.5 bn)	0	0.00%
Micro-Cap (0.0 bn - 0.2 bn)	0	0.00%

MVIS® US Listed Semiconductor 25 Index

Sector Weightings

Sector	Count	Weight
Information Technology	25	100.00%



Index Components

Top Components by Weight	Country	Weight	Best Performing Components	YTD	1 Day
NVIDIA CORP	US	19.49%	ANALOG DEVICES INC	3.29%	3.78%
TAIWAN SEMICONDUCTOR-SP ADR	TW	12.72%	ON SEMICONDUCTOR CORPORATION	-15.07%	3.19%
BROADCOM INC	US	7.77%	TERADYNE INC	2.58%	3.13%
ASML HOLDING NV-NY REG SHS	NL	4.99%	STMICROELECTRONICS NV-NY SHS	-13.21%	2.84%
QUALCOMM INC	US	4.76%	MICROCHIP TECHNOLOGY INC	2.20%	2.83%
MICRON TECHNOLOGY INC	US	4.61%			
TEXAS INSTRUMENTS INC	US	4.60%			
APPLIED MATERIALS INC	US	4.52%	Worst Performing Components	YTD	1 Day
LAM RESEARCH CORP	US	4.52%	NVIDIA CORP	72.36%	-2.04%
ADVANCED MICRO DEVICES	US	4.10%	SYNOPSYS INC	10.50%	-1.28%
INTEL CORP	US	3.92%	MICRON TECHNOLOGY INC	43.84%	-0.26%
ANALOG DEVICES INC	US	3.71%	BROADCOM INC	20.01%	-0.15%
Subtotal		79.72%	CADENCE DESIGN SYSTEMS INC	14.33%	0.10%

Symbols

	Symbol	ISIN	WKN	Sedol	Bloomberg	Reuters	Telekurs
Price Index	MVSMH	DE000SLA0LW4	SLA0LW	B6RXJ95	MVSMH	.MVSMH	13624471
Total Return Net	MVSMHTR	DE000SLA1LB6	SLA1LB	B6S1JW1	MVSMHTR	.MVSMHTR	13624472
Total Return Gross	MVSMHTRG	DE000SLA1CK6	SLA1CK	B990N82	MVSMHTRG	.MVSMHTRG	20729422

For further information visit www.marketvector.com

Nothing on this factsheet shall be considered a solicitation to buy or an offer to sell a security, or any other product or service, to any person in any jurisdiction where such offer, solicitation, purchase or sale would be unlawful under the laws of such jurisdiction. Neither MarketVector Indexes GmbH nor any of its licensors makes any warranties or representations, express or implied, to the user with respect to any of the data contained herein. The data is provided for informational purposes only, and the Company shall not be responsible or liable for the accuracy, usefulness or availability of any information transmitted or made available through it. The MarketVector™ family of indexes (MarketVector™, BlueStar®, MVIS®) is protected through various intellectual property rights and unfair competition and misappropriation laws. MVIS® is a registered trademark of Van Eck Associates Corporation that has been licensed to MarketVector Indexes GmbH. MarketVector™ and MarketVector Indexes™ are pending trademarks of Van Eck Associates Corporation. BlueStar®, BlueStar Indexes®, BIGI® and BIGITech® are trademarks of MarketVector Indexes GmbH. You require a licence to launch any product whose performance is linked to the value of a particular MarketVector™ Index and for all use of the MarketVector™ name or name of the MarketVector™ Index in the marketing of the product.