

## MVIS® US Listed Retail 25 Index

The MVIS® US Listed Retail 25 Index (MVRTH) tracks the performance of the 25 largest and most liquid US exchange-listed companies in the retail industry. This is a modified market cap-weighted index, and only includes companies that generate at least 50% of their revenue from retail, such as retail distribution, wholesale, online retail, direct mail retail, multi-line retail, or specialty retail.

### Key Features



	All Time High/Low	52-Week High/Low
Total Return Net Index	7,655.23/753.74	7,655.23/5,831.41

#### Size and Liquidity Requirements

Full MCap of at least 150 mln USD. Three month average-daily-trading volume of at least 1 mln USD at a review and also at the previous two reviews. At least 250,000 shares traded per month over the last six months at a review and also at the previous two reviews.

#### Pure-Play

Companies have to generate at least 50% revenues from retail.

#### Diversification

Company weightings are capped at 20%.

#### Review

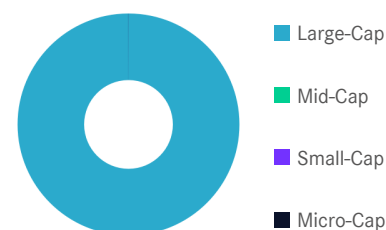
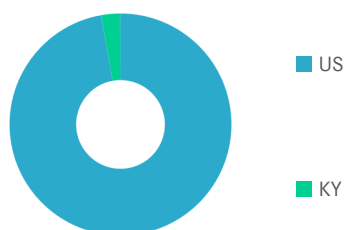
Semi-annually in March and September with quarterly rebalances.

### Index Data

INDEX PARAMETERS				FUNDAMENTALS*		ANNUALISED PERFORMANCE*	
Launch Date	12 Aug 2011	Components	25	Price/Earnings Trailing	29.94	1 Month	-5.12%
Type	Sector	Volatility (250 days)	12.19	Price/Book	6.05	1 Year	20.13%
Currency	USD	Full MCap bn USD	3,984.86	Price/Sales	0.78	3 Years	5.12%
Base Date	29 Sep 2000	Float MCap bn USD	2,953.92	Price/Cash Flow	15.64	5 Years	12.93%
Base Value	1,000.00	Correlation* (250 days)	0.86	Dividend Yield	1.32	7 Years	8.73%
* MSCI ACWI Retailing				* as of 31 Mar 2024		* Total Return Net Index	

### Country and Size Weightings

Country	Count	Weight
United States	24	97.21%
Cayman Islands	1	2.79%

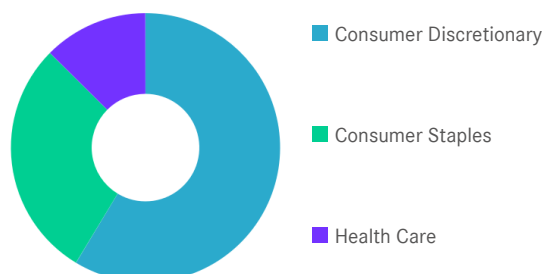


Size	Count	Weight
Large-Cap (> 6 bn)	25	100.00%
Mid-Cap (1.5 bn - 6 bn)	0	0.00%
Small-Cap (0.2 bn - 1.5 bn)	0	0.00%
Micro-Cap (0.0 bn - 0.2 bn)	0	0.00%

# MVIS® US Listed Retail 25 Index

## Sector Weightings

Sector	Count	Weight
Consumer Discretionary	13	58.64%
Consumer Staples	8	28.80%
Health Care	4	12.56%



## Index Components

Top Components by Weight	Country	Weight	Best Performing Components	YTD	1 Day
AMAZON.COM INC	US	21.11%	JD.COM INC	0.63%	2.61%
COSTCO WHOLESALE CORP	US	8.53%	WALMART INC	14.32%	1.32%
HOME DEPOT INC	US	8.17%	BATH & BODY WORKS INC	6.11%	1.04%
WALMART INC	US	7.47%	KROGER CO	23.62%	0.93%
LOWES COS INC	US	4.95%	AUTOZONE INC	15.58%	0.93%
TJX COMPANIES INC	US	4.61%			
MCKESSON CORP	US	4.59%			
O REILLY AUTOMOTIVE INC	US	4.31%			
CVS HEALTH CORP	US	4.26%			
TARGET CORP	US	4.25%			
AUTOZONE INC	US	3.37%			
JD.COM INC	KY	2.79%			
<b>Subtotal</b>		78.44%			
			<b>Worst Performing Components</b>	<b>YTD</b>	<b>1 Day</b>
			ULTA BEAUTY INC	-16.21%	-2.08%
			HOME DEPOT INC	-3.33%	-1.77%
			AMAZON.COM INC	16.22%	-1.64%
			LOWES COS INC	4.50%	-1.40%
			WALGREENS BOOTS ALLIANCE INC	-31.01%	-1.33%

## Symbols

	Symbol	ISIN	WKN	Sedol	Bloomberg	Reuters	Telekurs
<b>Price Index</b>	MVRTH	DE000SLA0LU8	SLA0LU	B3ZB7L8	MVRTH	.MVRTH	13624434
<b>Total Return Net</b>	MVRTHTR	DE000SLA0LV6	SLA0LV	B402887	MVRTHTR	.MVRTHTR	13624436
<b>Total Return Gross</b>	MVRTHTRG	DE000SLA1CH2	SLA1CH	B8BHHS2	MVRTHTRG	.MVRTHTRG	20729413

For further information visit [www.marketvector.com](http://www.marketvector.com)

Nothing on this factsheet shall be considered a solicitation to buy or an offer to sell a security, or any other product or service, to any person in any jurisdiction where such offer, solicitation, purchase or sale would be unlawful under the laws of such jurisdiction. Neither MarketVector Indexes GmbH nor any of its licensors makes any warranties or representations, express or implied, to the user with respect to any of the data contained herein. The data is provided for informational purposes only, and the Company shall not be responsible or liable for the accuracy, usefulness or availability of any information transmitted or made available through it. The MarketVector™ family of indexes (MarketVector™, BlueStar®, MVIS®) is protected through various intellectual property rights and unfair competition and misappropriation laws. MVIS® is a registered trademark of Van Eck Associates Corporation that has been licensed to MarketVector Indexes GmbH. MarketVector™ and MarketVector Indexes™ are pending trademarks of Van Eck Associates Corporation. BlueStar®, BlueStar Indexes®, BIGI® and BIGITech® are trademarks of MarketVector Indexes GmbH. You require a licence to launch any product whose performance is linked to the value of a particular MarketVector™ Index and for all use of the MarketVector™ name or name of the MarketVector™ Index in the marketing of the product.