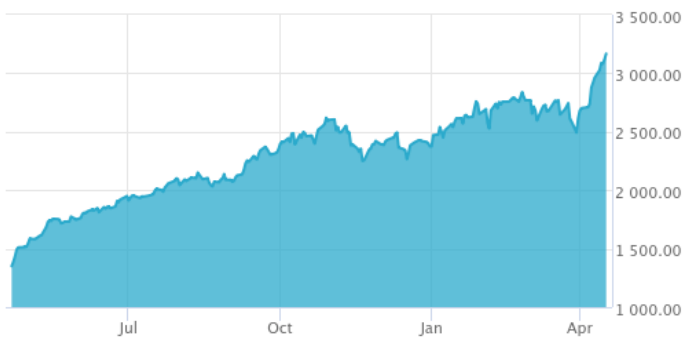


MarketVector™ Data Center Supply Chain Index

The MarketVector™ Data Center Supply Chain Index (MVRACK) tracks the performance of US-listed companies that are contributing to the buildout and ongoing operation of data centers across the supply chain, including infrastructure, equipment, and service providers.

Key Features



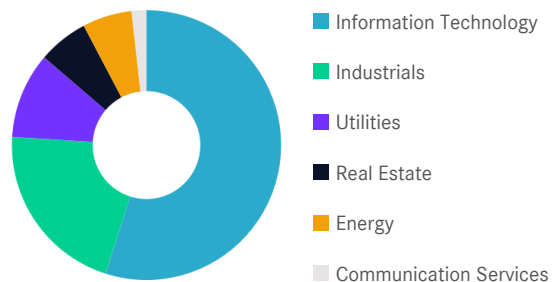
Index 3,283.29/710.58 3,283.29/1,391.64

Index Data

INDEX PARAMETERS		FUNDAMENTALS*		ANNUALISED PERFORMANCE*			
Launch Date	27 Feb 2026	Components	50	Price/Earnings Trailing	46.56	1 Month	14.52%
Type	Sector	Volatility (250 days)	27.87	Price/Book	6.00	1 Year	127.79%
Currency	USD	Full MCap bn USD	10,882.15	Price/Sales	5.17	3 Years	53.69%
Base Date	31 Dec 2021	Float MCap bn USD	8,392.18	Price/Cash Flow	23.07	5 Years	-
Base Value	1,000.00	Correlation* (250 days)	0.00	Dividend Yield	0.68	Since Inception	31.91%
		* -		* as of 31 Mar 2026		* Total Return Net Index	

Sector Weightings

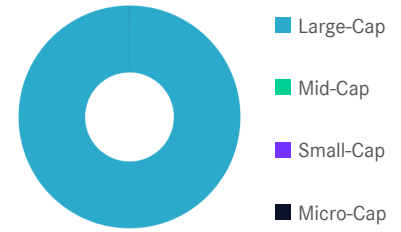
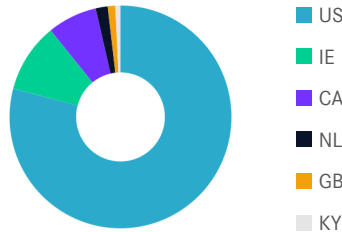
Sector	Count	Weight
Information Technology	26	54.94%
Industrials	12	21.02%
Utilities	5	10.29%
Real Estate	3	6.04%
Energy	3	5.94%
Communication Services	1	1.77%



MarketVector™ Data Center Supply Chain Index

Country and Size Weightings

Country	Count	Weight
United States	40	79.11%
Ireland	4	10.05%
Canada	3	7.23%
Netherlands	1	1.77%
United Kingdom	1	1.11%
Cayman Islands	1	0.73%



Size	Count	Weight
Large-Cap (> 6 bn)	50	100.00%
Mid-Cap (1.5 bn - 6 bn)	0	0.00%
Small-Cap (0.2 bn - 1.5 bn)	0	0.00%
Micro-Cap (0.0 bn - 0.2 bn)	0	0.00%

Index Components

Top Components by Weight	Country	Weight	Best Performing Components	YTD	1 Day
BROADCOM INC	US	4.63%	RAMBUS INC	38.13%	5.75%
ARISTA NETWORKS INC	US	4.62%	MARVELL TECHNOLOGY INC	64.58%	4.74%
AMPHENOL CORP NEW CL A	US	4.37%	MONOLITHIC POWER SYSTEMS INC	62.30%	4.67%
MICRON TECHNOLOGY INC	US	4.23%	VERTIV HOLDINGS CO	89.75%	4.49%
NVIDIA CORP	US	4.22%	EMERSON ELECTRIC CO	10.68%	4.26%
EATON CORPORATION PLC	IE	4.11%			
CAMECO CORP	CA	4.07%			
CONSTELLATION ENERGY CORPORATION	US	3.83%			
SEAGATE TECHNOLOGY HOLDINGS PLC	IE	3.53%			
WESTERN DIGITAL CORP	US	3.34%			
SANDISK CORP	US	3.24%			
EQUINIX INC	US	2.98%			
Subtotal		47.16%			
			Worst Performing Components	YTD	1 Day
			NEBIUS GROUP NV	87.73%	-4.96%
			COREWEAVE INC	63.18%	-2.27%
			URANIUM ENERGY CORP	28.17%	-1.25%
			EVERPURE INC	-0.06%	-1.22%
			CONSTELLATION ENERGY CORPORATION	-16.04%	-0.98%

Symbols

	Symbol	ISIN	WKN	Sedol	Bloomberg	Reuters	Telekurs
Price Return	MVRACK	DE000SLOS941	SLOS94	BVY6HB0	MVRACK	.MVRACK	153973380
Total Return Net	MVRACKTR	DE000SLOS958	SLOS95	BVY6HC1	MVRACKTR	.MVRACKTR	153973531
Total Return Gross	-	-	-	-	-	-	-

MarketVector™ Data Center Supply Chain Index

For further information visit www.marketvector.com

Nothing on this factsheet shall be considered a solicitation to buy or an offer to sell a security, or any other product or service, to any person in any jurisdiction where such offer, solicitation, purchase or sale would be unlawful under the laws of such jurisdiction. Neither MarketVector Indexes GmbH nor any of its licensors makes any warranties or representations, express or implied, to the user with respect to any of the data contained herein. The data is provided for informational purposes only, and the Company shall not be responsible or liable for the accuracy, usefulness or availability of any information transmitted or made available through it. The MarketVector™ family of indexes (MarketVector™, Bluestar®, MVIS®) is protected through various intellectual property rights and unfair competition and misappropriation laws. MVIS® is a registered trademark of Van Eck Associates Corporation that has been licensed to MarketVector Indexes GmbH. MarketVector™ and MarketVector Indexes™ are pending trademarks of Van Eck Associates Corporation. BlueStar®, BlueStar Indexes®, BIGI® and BIGITech® are trademarks of MarketVector Indexes GmbH. You require a licence to launch any product whose performance is linked to the value of a particular MarketVector™ Index and for all use of the MarketVector™ name or name of the MarketVector™ Index in the marketing of the product.