

MarketVector™ Global Quantum Leaders Index

The MarketVector™ Global Quantum Leaders Index (MVQTML) is a thematic index tracking the performance of companies primarily focused on the development of quantum computing technology or are leaders in ownership of quantum computing related patents.

Key Features



Index 5,394.85/880.26 5,394.85/3,139.15

Index Data

INDEX PARAMETERS		FUNDAMENTALS*		ANNUALISED PERFORMANCE*			
Launch Date	11 Feb 2025	Components	30	Price/Earnings Trailing	49.66	1 Month	7.03%
Type	Sector	Volatility (250 days)	29.69	Price/Book	3.99	1 Year	51.70%
Currency	USD	Full MCap bn USD	12,141.20	Price/Sales	3.72	3 Years	41.38%
Base Date	31 Oct 2022	Float MCap bn USD	9,717.51	Price/Cash Flow	16.73	5 Years	21.06%
Base Value	1,000.00	Correlation* (250 days)	0.00	Dividend Yield	0.84	Since Inception	23.61%

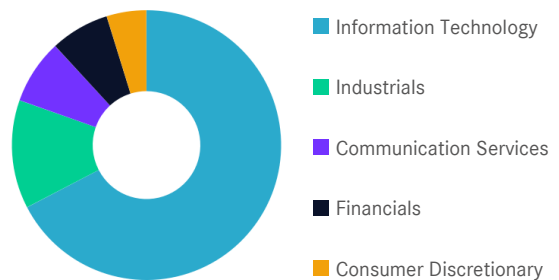
* -

* as of 31 May 2026

* Total Return Net Index

Sector Weightings

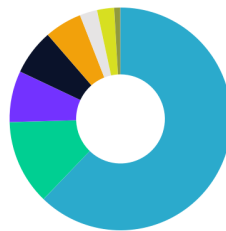
Sector	Count	Weight
Information Technology	19	67.38%
Industrials	4	13.03%
Communication Services	3	7.73%
Financials	2	7.09%
Consumer Discretionary	2	4.78%



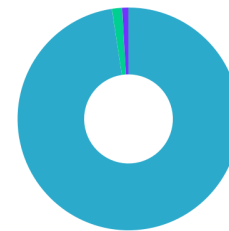
MarketVector™ Global Quantum Leaders Index

Country and Size Weightings

Country	Count	Weight
United States	15	62.21%
Germany	3	12.33%
Japan	4	7.46%
South Korea	2	6.63%
Finland	1	5.43%
Ireland	1	2.56%
Sweden	1	2.47%
Canada	2	0.86%
Cayman Islands	1	0.06%



- US
- DE
- JP
- KR
- FI
- IE
- SE
- CA
- KY



- Large-Cap
- Mid-Cap
- Small-Cap
- Micro-Cap

Size	Count	Weight
Large-Cap (> 6 bn)	26	97.61%
Mid-Cap (1.5 bn - 6 bn)	1	1.47%
Small-Cap (0.2 bn - 1.5 bn)	3	0.92%
Micro-Cap (0.0 bn - 0.2 bn)	0	0.00%

Index Components

Top Components by Weight	Country	Weight	Best Performing Components	YTD	1 Day
IONQ INC	US	10.18%	ARQIT QUANTUM INC	-8.87%	11.27%
INTEL CORP	US	7.59%	WELLS FARGO & CO	-7.76%	2.30%
INFINEON TECHNOLOGIES AG	DE	5.96%	SAMSUNG ELECTRONICS CO LTD	173.14%	1.76%
SAMSUNG ELECTRONICS CO LTD	KR	5.45%	BANK OF AMERICA CORP	4.48%	1.74%
NOKIA CORP-SPON ADR	FI	5.43%	ALPHABET INC-CL A	19.40%	1.06%
D-WAVE QUANTUM INC	US	5.41%			
RIGETTI COMPUTING INC	US	3.91%			
ALPHABET INC-CL A	US	3.76%	Worst Performing Components	YTD	1 Day
SIEMENS AG	DE	3.74%	RIGETTI COMPUTING INC	-6.82%	-9.07%
BANK OF AMERICA CORP	US	3.64%	D-WAVE QUANTUM INC	-8.45%	-8.83%
AMAZON.COM INC	US	3.60%	QUANTUM COMPUTING INC	-1.36%	-8.83%
WELLS FARGO & CO	US	3.44%	INTEL CORP	217.21%	-8.45%
Subtotal		62.11%	IONQ INC	24.94%	-8.37%

Symbols

	Symbol	ISIN	WKN	Sedol	Bloomberg	Reuters	Telekurs
Price Return	MVQTML	DE000SL0P350	SL0P35	BS2KQ50	MVQTML	.MVQTML	142109779
Total Return Net	MVQTMLTR	DE000SL0P368	SL0P36	BS2KSZ4	MVQTMLTR	.MVQTMLTR	142109864
Total Return Gross	-	-	-	-	-	-	-

MarketVector™ Global Quantum Leaders Index

For further information visit www.marketvector.com

Nothing on this factsheet shall be considered a solicitation to buy or an offer to sell a security, or any other product or service, to any person in any jurisdiction where such offer, solicitation, purchase or sale would be unlawful under the laws of such jurisdiction. Neither MarketVector Indexes GmbH nor any of its licensors makes any warranties or representations, express or implied, to the user with respect to any of the data contained herein. The data is provided for informational purposes only, and the Company shall not be responsible or liable for the accuracy, usefulness or availability of any information transmitted or made available through it. The MarketVector™ family of indexes (MarketVector™, Bluestar®, MVIS®) is protected through various intellectual property rights and unfair competition and misappropriation laws. MVIS® is a registered trademark of Van Eck Associates Corporation that has been licensed to MarketVector Indexes GmbH. MarketVector™ and MarketVector Indexes™ are pending trademarks of Van Eck Associates Corporation. BlueStar®, BlueStar Indexes®, BIGI® and BIGITech® are trademarks of MarketVector Indexes GmbH. You require a licence to launch any product whose performance is linked to the value of a particular MarketVector™ Index and for all use of the MarketVector™ name or name of the MarketVector™ Index in the marketing of the product.