

## MVIS® US Listed Pharmaceutical 25 Index

The MVIS® US Listed Pharmaceutical 25 Index (MVPPH) tracks the performance of the 25 largest and most liquid US exchange-listed companies in the pharmaceutical industry. This is a modified market cap-weighted index, and only includes companies that generate at least 50% of their revenue from pharmaceutical related products and services, such as research and development, production, or marketing and sales.

### Key Features



	All Time High/Low	52-Week High/Low
<b>Total Return Net Index</b>	2,835.55/551.16	2,835.55/2,331.26

#### Size and Liquidity Requirements

Full MCap of at least 150 mln USD. Three month average-daily-trading volume of at least 1 mln USD at a review and also at the previous two reviews. At least 250,000 shares traded per month over the last six months at a review and also at the previous two reviews.

#### Pure-Play

Companies have to generate at least 50% revenues from pharmaceuticals.

#### Diversification

Company weightings are capped at 20%.

#### Review

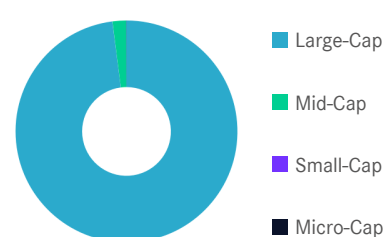
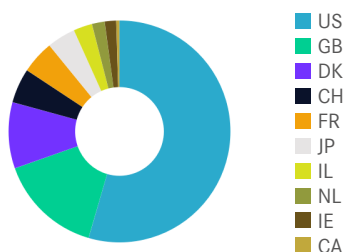
Semi-annually in March and September with quarterly rebalances.

### Index Data

INDEX PARAMETERS				FUNDAMENTALS*		ANNUALISED PERFORMANCE*	
Launch Date	12 Aug 2011	Components	25	Price/Earnings Trailing	39.16	1 Month	-3.04%
Type	Sector	Volatility (250 days)	11.41	Price/Book	3.68	1 Year	8.52%
Currency	USD	Full MCap bn USD	3,336.66	Price/Sales	1.44	3 Years	7.13%
Base Date	29 Sep 2000	Float MCap bn USD	2,681.52	Price/Cash Flow	14.22	5 Years	8.35%
Base Value	1,000.00	Correlation* (250 days)	0.87	Dividend Yield	2.18	7 Years	4.32%
* MSCI ACWI Pharmaceuticals				* as of 31 Mar 2024		* Total Return Net Index	

### Country and Size Weightings

Country	Count	Weight
United States	13	54.51%
United Kingdom	3	15.11%
Denmark	1	9.65%
Switzerland	1	5.04%
France	1	4.82%
Japan	1	4.14%
Israel	1	2.75%
Netherlands	1	1.86%
Ireland	2	1.67%
Canada	1	0.47%

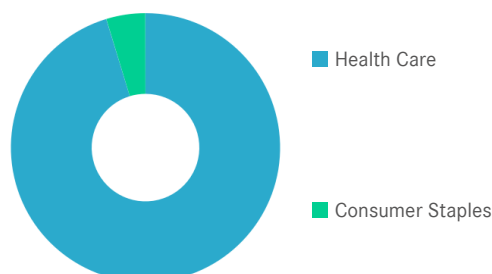


Size	Count	Weight
Large-Cap (> 6 bn)	21	97.97%
Mid-Cap (1.5 bn - 6 bn)	4	2.03%
Small-Cap (0.2 bn - 1.5 bn)	0	0.00%
Micro-Cap (0.0 bn - 0.2 bn)	0	0.00%

# MVIS® US Listed Pharmaceutical 25 Index

## Sector Weightings

Sector	Count	Weight
Health Care	24	95.31%
Consumer Staples	1	4.69%



## Index Components

Top Components by Weight	Country	Weight	Best Performing Components	YTD	1 Day
ELI LILLY & CO	US	11.45%	SANOFI-ADR	-0.74%	5.90%
NOVO-NORDISK A/S-SPONS ADR	DK	9.65%	ASTRAZENECA PLC-SPONS ADR	13.08%	5.38%
JOHNSON & JOHNSON	US	6.47%	MERCK & CO. INC.	20.67%	2.93%
MERCK & CO. INC.	US	6.45%	TEVA PHARMACEUTICAL-SP ADR	26.92%	1.84%
ASTRAZENECA PLC-SPONS ADR	GB	5.94%	ZOETIS INC	-21.90%	1.64%
ABBVIE INC	US	5.83%			
NOVARTIS AG-ADR	CH	5.04%			
SANOFI-ADR	FR	4.82%			
MCKESSON CORP	US	4.79%			
CENCORA INC	US	4.76%			
HALEON PLC	GB	4.69%			
GSK PLC-SPON ADR	GB	4.47%			
<b>Subtotal</b>		74.35%			

Worst Performing Components	YTD	1 Day
BRISTOL-MYERS SQUIBB CO	-10.85%	-8.51%
PFIZER INC	-10.92%	-3.84%
ELANCO ANIMAL HEALTH INC	-12.48%	-2.03%
ORGANON & CO	29.67%	-1.55%
PATTERSON COMPANIES INC	-7.60%	-1.45%

## Symbols

	Symbol	ISIN	WKN	Sedol	Bloomberg	Reuters	Telekurs
<b>Price Index</b>	MVPPH	DE000SLA0LS2	SLA0LS	B4RGLR2	MVPPH	.MVPPH	13624427
<b>Total Return Net</b>	MVPPHTR	DE000SLA0LT0	SLA0LT	B4LWXJ2	MVPPHTR	.MVPPHTR	13624431
<b>Total Return Gross</b>	MVPPHTRG	DE000SLA1CM2	SLA1CM	B88HTJ0	MVPPHTRG	.MVPPHTRG	20729426

For further information visit [www.marketvector.com](http://www.marketvector.com)

Nothing on this factsheet shall be considered a solicitation to buy or an offer to sell a security, or any other product or service, to any person in any jurisdiction where such offer, solicitation, purchase or sale would be unlawful under the laws of such jurisdiction. Neither MarketVector Indexes GmbH nor any of its licensors makes any warranties or representations, express or implied, to the user with respect to any of the data contained herein. The data is provided for informational purposes only, and the Company shall not be responsible or liable for the accuracy, usefulness or availability of any information transmitted or made available through it. The MarketVector™ family of indexes (MarketVector™, BlueStar®, MVIS®) is protected through various intellectual property rights and unfair competition and misappropriation laws. MVIS® is a registered trademark of Van Eck Associates Corporation that has been licensed to MarketVector Indexes GmbH. MarketVector™ and MarketVector Indexes™ are pending trademarks of Van Eck Associates Corporation. BlueStar®, BlueStar Indexes®, BIGI® and BIGITech® are trademarks of MarketVector Indexes GmbH. You require a licence to launch any product whose performance is linked to the value of a particular MarketVector™ Index and for all use of the MarketVector™ name or name of the MarketVector™ Index in the marketing of the product.