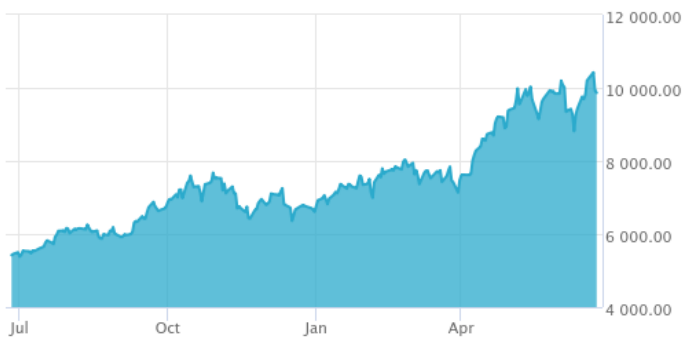


MarketVector™ AI and Power Infrastructure Index

The MarketVector™ AI and Power Infrastructure Index (MVPOW) is a thematic index tracking the performance of companies contributing to critical electrical grid and AI (artificial intelligence) infrastructure through nuclear and other decentralized energy technologies, electric equipment and related engineering and construction services, electrical utilities, data center operations, and AI related computing hardware.

Key Features



Index 10,820.76/898.49 10,820.76/5,294.01

Index Data

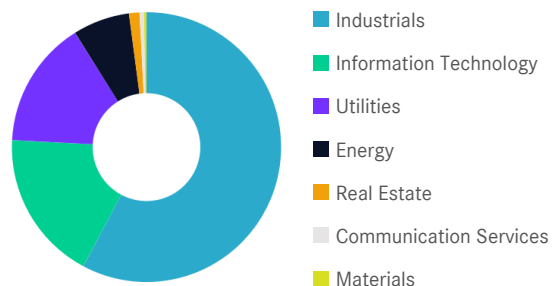
INDEX PARAMETERS		FUNDAMENTALS*		ANNUALISED PERFORMANCE*	
Launch Date	05 Jun 2026	Components	81	Price/Earnings Trailing	- 1 Month -8.46%
Type	Sector	Volatility (250 days)	33.50	Price/Book	- 1 Year 76.80%
Currency	USD	Full MCap bn USD	10,053.45	Price/Sales	- 3 Years 51.81%
Base Date	31 Dec 2018	Float MCap bn USD	7,673.65	Price/Cash Flow	- 5 Years 30.48%
Base Value	1,000.00	Correlation* (250 days)	0.00	Dividend Yield	- Since Inception 35.06%

* -

* Total Return Net Index

Sector Weightings

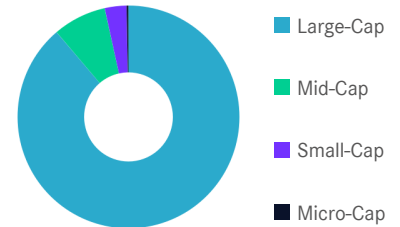
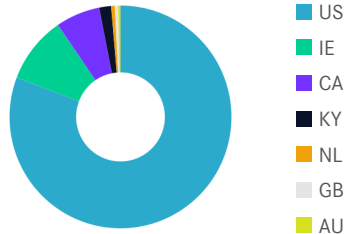
Sector	Count	Weight
Industrials	31	57.79%
Information Technology	25	18.04%
Utilities	13	15.26%
Energy	7	6.83%
Real Estate	3	1.25%
Communication Services	1	0.52%
Materials	1	0.30%



MarketVector™ AI and Power Infrastructure Index

Country and Size Weightings

Country	Count	Weight
United States	64	80.77%
Ireland	2	9.69%
Canada	7	6.46%
Cayman Islands	5	1.75%
Netherlands	1	0.52%
United Kingdom	1	0.48%
Australia	1	0.34%



Size	Count	Weight
Large-Cap (> 6 bn)	51	88.77%
Mid-Cap (1.5 bn - 6 bn)	20	7.79%
Small-Cap (0.2 bn - 1.5 bn)	9	3.16%
Micro-Cap (0.0 bn - 0.2 bn)	1	0.28%

Index Components

Top Components by Weight	Country	Weight	Best Performing Components	YTD	1 Day
GE VERNOVA LLC	US	8.76%	SOLV ENERGY INC	12.36%	5.61%
VERTIV HOLDINGS CO	US	7.85%	DYCOM INDUSTRIES INC	43.08%	4.05%
QUANTA SERVICES INC	US	7.75%	GENERAC HOLDINGS INC	108.36%	3.50%
EATON CORPORATION PLC	IE	7.74%	GE VERNOVA LLC	62.12%	2.19%
BLOOM ENERGY CORP	US	5.57%	PORTLAND GENERAL ELECTRIC CO	9.64%	2.10%
CAMECO CORP	CA	3.81%			
BROADCOM INC	US	3.69%			
NVIDIA CORP	US	3.57%			
CONSTELLATION ENERGY CORPORATION	US	3.56%			
ADVANCED MICRO DEVICES	US	2.27%			
NVENT ELECTRIC	IE	1.95%			
HUBBELL INC -CL B	US	1.93%			
Subtotal		58.45%			
			Worst Performing Components	YTD	1 Day
			WHITEFIBER INC	145.00%	-13.52%
			HIVE DIGITAL TECHNOLOGIES LTD	60.15%	-10.49%
			BIT DIGITAL INC	2.12%	-9.81%
			X-ENERGY ORD	-34.59%	-9.44%
			IREN LTD	33.17%	-8.08%

Symbols

	Symbol	ISIN	WKN	Sedol	Bloomberg	Reuters	Telekurs
Price Return	MVPOW	DE000A4AUZ13	A4AUZ2	BX68611	MVPOW	.MVPOW	156572751
Total Return Net	MVPOWTR	DE000A4AUZ21	A4AUZ1	BX685M5	MVPOWTR	.MVPOWTR	156572754
Total Return Gross	-	-	-	-	-	-	-

MarketVector™ AI and Power Infrastructure Index

For further information visit www.marketvector.com

Nothing on this factsheet shall be considered a solicitation to buy or an offer to sell a security, or any other product or service, to any person in any jurisdiction where such offer, solicitation, purchase or sale would be unlawful under the laws of such jurisdiction. Neither MarketVector Indexes GmbH nor any of its licensors makes any warranties or representations, express or implied, to the user with respect to any of the data contained herein. The data is provided for informational purposes only, and the Company shall not be responsible or liable for the accuracy, usefulness or availability of any information transmitted or made available through it. The MarketVector™ family of indexes (MarketVector™, Bluestar®, MVIS®) is protected through various intellectual property rights and unfair competition and misappropriation laws. MVIS® is a registered trademark of Van Eck Associates Corporation that has been licensed to MarketVector Indexes GmbH. MarketVector™ and MarketVector Indexes™ are pending trademarks of Van Eck Associates Corporation. BlueStar®, BlueStar Indexes®, BIGI® and BIGITech® are trademarks of MarketVector Indexes GmbH. You require a licence to launch any product whose performance is linked to the value of a particular MarketVector™ Index and for all use of the MarketVector™ name or name of the MarketVector™ Index in the marketing of the product.