

## MarketVector™ US Listed Oil Services 10% Capped Index

The MarketVector™ US Listed Oil Services 10% Capped Index tracks the performance of the largest and most liquid companies in the oil services industry that are listed in the US, employing a 10% capping scheme. MVOIC only includes companies that generate at least 50% of their revenue from oil equipment, oil services, or oil drilling.

### Key Features



	All Time High/Low	52-Week High/Low
<b>Total Return Net Index</b>	1,456.74 / 100.55	507.47 / 347.95

#### Size and Liquidity Requirements

Full MCap of at least 150 mln USD. Three month average-daily-trading volume of at least 1 mln USD at a review and also at the previous two reviews. At least 250,000 shares traded per month over the last six months at a review and also at the previous two reviews.

#### Pure-Play

Companies have to generate at least 50% revenues from oil services.

#### Diversification

Company weightings are capped at 10%.

#### Review

Semi-annually in March and September with quarterly rebalances.

### Index Data

INDEX PARAMETERS				FUNDAMENTALS*		ANNUALISED PERFORMANCE*	
Launch Date	31 Jan 2023	Components	25	Price/Earnings Trailing	15.69	1 Month	11.92%
Type	Hard Asset	Volatility (250 days)	26.35	Price/Book	1.90	1 Year	27.54%
Currency	USD	Full MCap bn USD	254.55	Price/Sales	1.43	3 Years	23.19%
Base Date	30 Dec 2011	Float MCap bn USD	157.65	Price/Cash Flow	8.53	5 Years	0.88%
Base Value	1,000.00	Correlation* (250 days)	0.92	Dividend Yield	1.45	7 Years	-5.51%
* MSCI ACWI Energy Equipment & Services				* as of 31 Mar 2024		* Total Return Net Index	

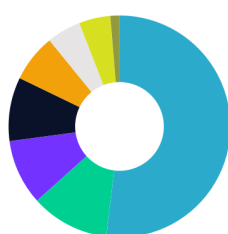
\* MSCI ACWI Energy Equipment & Services

\* as of 31 Mar 2024

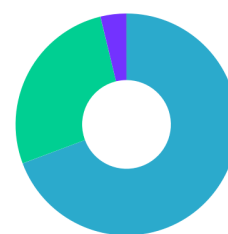
\* Total Return Net Index

### Country and Size Weightings

Country	Count	Weight
United States	16	51.91%
United Kingdom	2	11.42%
Curacao	1	9.53%
Luxembourg	1	9.32%
Ireland	1	6.95%
Bermuda	2	4.96%
Switzerland	1	4.58%
Netherlands	1	1.32%



US  
GB  
CW  
LU  
IE  
BM  
CH  
NL




Large-Cap  
Mid-Cap  
Small-Cap  
Micro-Cap

Size	Count	Weight
Large-Cap (> 6 bn)	9	69.29%
Mid-Cap (1.5 bn - 6 bn)	10	26.92%
Small-Cap (0.2 bn - 1.5 bn)	6	3.79%
Micro-Cap (0.0 bn - 0.2 bn)	0	0.00%

## MarketVector™ US Listed Oil Services 10% Capped Index

## Sector Weightings

[illegible]

## Index Components

Top Components by Weight	Country	Weight	Best Performing Components	YTD	1 Day
HALLIBURTON CO	US	10.20%	CORE LABORATORIES NV	-0.33%	1.85%
BAKER HUGHES CO	US	9.85%	EXPRO GROUP HOLDINGS NV	24.31%	1.07%
SCHLUMBERGER NV	CW	9.53%	RPC INC	9.97%	0.76%
TENARIS SA-ADR	LU	9.32%	LIBERTY ENERGY INC	23.34%	0.59%
WEATHERFORD INTERNATIONAL PLC	IE	6.95%	CACTUS INC	14.04%	0.47%
CHAMPIONX CORP	US	6.72%			
TECHNIPFMC PLC	GB	5.82%			
NOBLE CORP PLC	GB	5.60%	Worst Performing Components	YTD	1 Day
NOV INC	US	5.31%	NABORS INDUSTRIES LTD	4.37%	-3.39%
TRANSOCEAN LTD	CH	4.58%	TRANSOCEAN LTD	0.47%	-2.60%
VALARIS PLC	BM	4.30%	OCEANEERING INTL INC	15.23%	-2.15%
PATTERSON-UTI ENERGY INC	US	3.90%	WEATHERFORD INTERNATIONAL PLC	23.69%	-1.84%
Subtotal		82.07%	TECHNIPFMC PLC	30.30%	-1.62%

## Symbols

	Symbol	ISIN	WKN	Sedol	Bloomberg	Reuters	Telekurs
Price Index	MVOIC	DE000SL0G5V2	SL0G5V	BPVCD66	MVOIC	.MVOIC	124598333
Total Return Net	MVOICTR	DE000SL0G5W0	SL0G5W	BPVCD77	MVOICTR	.MVOICTR	124598692
Total Return Gross	MVOICTRG	DE000SL0G5X8	SL0G5X	BPVCFD7	MVOICTRG	.MVOICTRG	124599042

For further information visit [www.marketvector.com](http://www.marketvector.com)

Nothing on this factsheet shall be considered a solicitation to buy or an offer to sell a security, or any other product or service, to any person in any jurisdiction where such offer, solicitation, purchase or sale would be unlawful under the laws of such jurisdiction. Neither MarketVector Indexes GmbH nor any of its licensors makes any warranties or representations, express or implied, to the user with respect to any of the data contained herein. The data is provided for informational purposes only, and the Company shall not be responsible or liable for the accuracy, usefulness or availability of any information transmitted or made available through it. The MarketVector™ family of indexes (MarketVector™, BlueStar®, MVIS®) is protected through various intellectual property rights and unfair competition and misappropriation laws. MVIS® is a registered trademark of Van Eck Associates Corporation that has been licensed to MarketVector Indexes GmbH. MarketVector™ and MarketVector Indexes™ are pending trademarks of Van Eck Associates Corporation. BlueStar®, BlueStar Indexes®, BIGI® and BIGITech® are trademarks of MarketVector Indexes GmbH. You require a licence to launch any product whose performance is linked to the value of a particular MarketVector™ Index and for all use of the MarketVector™ name or name of the MarketVector™ Index in the marketing of the product.