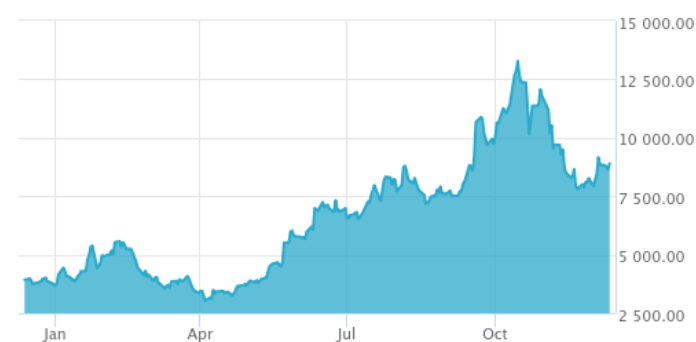


## MarketVector™ Global Nuclear Innovators Index

The MarketVector™ Global Nuclear Innovators Index is a thematic index tracking the performance of companies involved in nuclear energy technology and infrastructure.

### Key Features



Index 13,468.50/950.88 13,468.50/3,072.40

#### Size and Liquidity Requirements

Full MCap of at least 100 mln USD. Three month average-daily-trading volume of at least 1 mln USD at a review and also at the previous two reviews. At least 250,000 shares traded per month over the last six months at a review and also at the previous two reviews.

#### Universe

Companies have to generate at least 50% revenues from the nuclear energy technology and infrastructure segment.

#### Diversification

Company weightings are capped at 30%.

#### Review

Quarterly.

### Index Data

#### INDEX PARAMETERS

<b>Launch Date</b>	31 Jan 2025	<b>Components</b>	8
<b>Type</b>	Sector	<b>Volatility</b> (250 days)	70.30
<b>Currency</b>	USD	<b>Full MCap</b> bn USD	49.47
<b>Base Date</b>	31 Dec 2020	<b>Float MCap</b> bn USD	36.72
<b>Base Value</b>	1,000.00	<b>Correlation*</b> (250 days)	0.00

\* -

#### FUNDAMENTALS\*

<b>Price/Earnings Trailing</b>	-190.37
<b>Price/Book</b>	14.50
<b>Price/Sales</b>	11.62
<b>Price/Cash Flow</b>	36.30
<b>Dividend Yield</b>	0.15

\* as of 30 Nov 2025

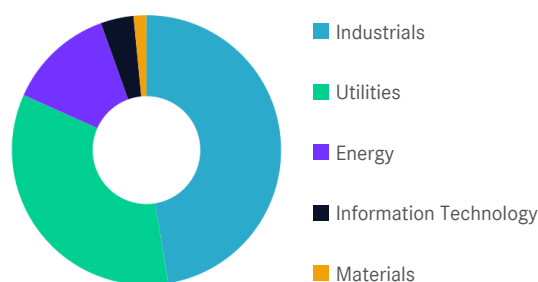
#### ANNUALISED PERFORMANCE\*

<b>1 Month</b>	-4.01%
<b>1 Year</b>	120.26%
<b>3 Years</b>	62.65%
<b>5 Years</b>	-
<b>Since Inception</b>	56.06%

\* Total Return Net Index

### Sector Weightings

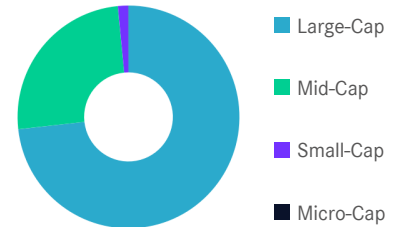
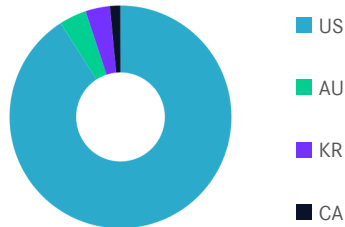
Sector	Count	Weight
Industrials	4	47.44%
Utilities	1	34.25%
Energy	1	12.79%
Information Technology	1	3.97%
Materials	1	1.54%



# MarketVector™ Global Nuclear Innovators Index

## Country and Size Weightings

Country	Count	Weight
United States	5	90.92%
Australia	1	3.97%
South Korea	1	3.56%
Canada	1	1.54%



Size	Count	Weight
Large-Cap ( > 6 bn)	3	73.23%
Mid-Cap (1.5 bn - 6 bn)	4	25.23%
Small-Cap (0.2 bn - 1.5 bn)	1	1.54%
Micro-Cap (0.0 bn - 0.2 bn)	0	0.00%

## Index Components

Top Components by Weight	Country	Weight	Best Performing Components	YTD	1 Day
OKLO INC	US	34.25%	NANO NUCLEAR ENERGY ORD	56.10%	6.58%
BWX TECHNOLOGIES INC	US	27.07%	KEPCO ENGINEERING CONST (KOREA) ORD	91.00%	5.11%
CENTRUS ENERGY CORP	US	12.79%	NUSCALE POWER CORP	18.35%	4.43%
NUSCALE POWER CORP	US	11.91%	CENTRUS ENERGY CORP	310.01%	3.22%
NANO NUCLEAR ENERGY ORD	US	4.90%	SILEX SYSTEMS LTD	87.58%	2.53%
SILEX SYSTEMS LTD	AU	3.97%			
KEPCO ENGINEERING CONST (KOREA) ORD	KR	3.56%			
ENCORE ENERGY CORP	CA	1.54%			
Subtotal		100.00%			

Worst Performing Components	YTD	1 Day
ENCORE ENERGY CORP	-17.01%	1.80%
BWX TECHNOLOGIES INC	65.90%	2.08%
OKLO INC	385.16%	2.39%
SILEX SYSTEMS LTD	87.58%	2.53%
CENTRUS ENERGY CORP	310.01%	3.22%

## Symbols

	Symbol	ISIN	WKN	Sedol	Bloomberg	Reuters	Telekurs
Price Return	MVNLRX	DE000SL0P3N3	SL0P3N	BSB7SG7	MVNLRX	.MVNLRX	141721220
Total Return Net	MVNLRXTR	DE000SL0P3P8	SL0P3P	BSB7SJ0	MVNLRXTR	.MVNLRXTR	141722718
Total Return Gross	-	-	-	-	-	-	-

## MarketVector™ Global Nuclear Innovators Index

---

For further information visit [www.marketvector.com](http://www.marketvector.com)

Nothing on this factsheet shall be considered a solicitation to buy or an offer to sell a security, or any other product or service, to any person in any jurisdiction where such offer, solicitation, purchase or sale would be unlawful under the laws of such jurisdiction. Neither MarketVector Indexes GmbH nor any of its licensors makes any warranties or representations, express or implied, to the user with respect to any of the data contained herein. The data is provided for informational purposes only, and the Company shall not be responsible or liable for the accuracy, usefulness or availability of any information transmitted or made available through it. The MarketVector™ family of indexes (MarketVector™, Bluestar®, MVIS®) is protected through various intellectual property rights and unfair competition and misappropriation laws. MVIS® is a registered trademark of Van Eck Associates Corporation that has been licensed to MarketVector Indexes GmbH. MarketVector™ and MarketVector Indexes™ are pending trademarks of Van Eck Associates Corporation. BlueStar®, BlueStar Indexes®, BIGI® and BIGITech® are trademarks of MarketVector Indexes GmbH. You require a licence to launch any product whose performance is linked to the value of a particular MarketVector™ Index and for all use of the MarketVector™ name or name of the MarketVector™ Index in the marketing of the product.