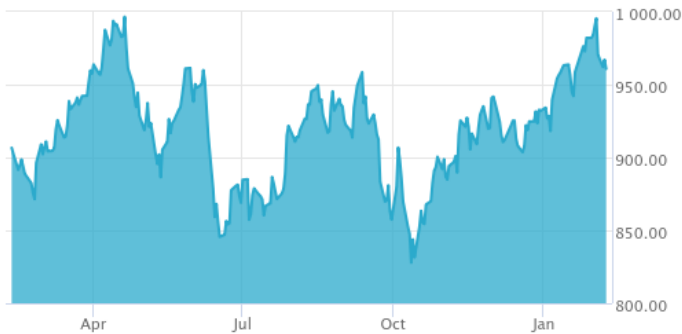


MVIS® Global Uranium & Nuclear Energy Index

The MVIS® Global Uranium & Nuclear Energy Index (MVNLR) tracks the performance of the largest and most liquid companies in the global uranium and nuclear energy industries. This is a modified market cap-weighted index, and only includes companies that generate at least 50% of their revenue from uranium and nuclear energy. MVNLR covers at least 90% of the investable universe.

Key Features



	All Time High/Low	52-Week High/Low
Total Return Net Index	1,215.16/575.04	996.52/827.95

Size and Liquidity Requirements

Full MCap of at least 150 mln USD. Three month average-daily-trading volume of at least 1 mln USD at a review and also at the previous two reviews. At least 250,000 shares traded per month over the last six months at a review and also at the previous two reviews.

Pure-Play

Companies have to generate at least 50% revenues from nuclear energy segment.

Diversification

Company weightings are capped at 8%.

Review

Quarterly.

Index Data

INDEX PARAMETERS

Launch Date	18 Jul 2012	Components	25
Type	Hard Asset	Volatility (250 days)	18.58
Currency	USD	Full MCap bn USD	315.47
Base Date	29 Dec 2006	Float MCap bn USD	167.15
Base Value	1,000.00	Correlation* (250 days)	0.84

* MSCI ACWI Utilities

FUNDAMENTALS*

Price/Earnings Trailing	59.31
Price/Book	1.88
Price/Sales	0.88
Price/Cash Flow	5.10
Dividend Yield	2.90

* as of 31 Jan 2023

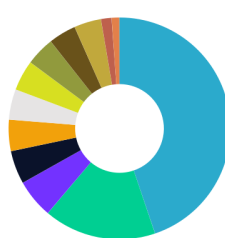
ANNUALISED PERFORMANCE*

1 Month	2.26%
1 Year	5.88%
3 Years	3.44%
5 Years	4.40%
7 Years	-0.25%

* Total Return Net Index

Country and Size Weightings

Country	Count	Weight
United States	9	44.82%
Canada	5	16.37%
Czechia	1	5.66%
France	1	4.87%
Japan	1	4.57%
Kazakhstan	1	4.44%
Spain	1	4.43%
China	1	4.21%
Australia	2	4.01%
Finland	1	3.95%
Jersey	1	1.55%
South Korea	1	1.13%



- US
- CA
- CZ
- FR
- JP
- KZ
- ES
- CN
- AU
- FI
- JE
- KR



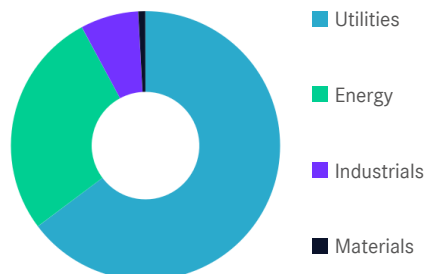
- Large-Cap
- Mid-Cap
- Small-Cap
- Micro-Cap

Size	Count	Weight
Large-Cap (> 6 bn)	11	62.75%
Mid-Cap (1.5 bn - 6 bn)	7	25.86%
Small-Cap (0.2 bn - 1.5 bn)	7	11.40%
Micro-Cap (0.0 bn - 0.2 bn)	0	0.00%

MVIS® Global Uranium & Nuclear Energy Index

Sector Weightings

Sector	Count	Weight
Utilities	12	64.75%
Energy	9	27.42%
Industrials	3	6.96%
Materials	1	0.87%



Index Components

Top Components by Weight	Country	Weight	Best Performing Components	YTD	1 Day
DOMINION ENERGY INC	US	7.80%	PALADIN ENERGY LTD	12.55%	3.71%
PUBLIC SVC ENTERPRISE	US	7.62%	NAK KAZATOMPROM AO	11.94%	3.48%
CAMECO CORP	CA	6.62%	CEZ AS	26.54%	2.14%
CONSTELLATION ENERGY CORPORATION	US	6.09%	NEXGEN ENERGY LTD	4.61%	0.84%
CEZ AS	CZ	5.66%	BOSS ENERGY LIMITED	16.73%	0.75%
PG&E CORP	US	5.65%			
ENTERGY CORP	US	5.62%			
ELECTRICITE DE FRANCE SA	FR	4.87%	Worst Performing Components	YTD	1 Day
KYUSHU ELECTRIC POWER CO INC ORD	JP	4.57%	CENTRUS ENERGY CORP	22.38%	-3.57%
NEXGEN ENERGY LTD	CA	4.51%	DOMINION ENERGY INC	-2.85%	-3.30%
NAK KAZATOMPROM AO	KZ	4.44%	GLOBAL ATOMIC CORP	-8.01%	-3.14%
ENDESA SA	ES	4.43%	ENERGY FUELS INC	14.49%	-3.00%
Subtotal		67.87%	URANIUM ENERGY CORP	-2.32%	-2.57%

Symbols

	Symbol	ISIN	WKN	Sedol	Bloomberg	Reuters	Telekurs
Price Index	MVNLR	DE000SLA0VH4	SLA0VH	B70X922	MVNLR	.MVNLR	19096084
Total Return Net	MVNLRTR	DE000SLA0VJ0	SLA0VJ	B7MGHC5	MVNLRTR	.MVNLRTR	19096087
Total Return Gross	-	-	-	-	-	-	-

For further information visit www.marketvector.com

Nothing on this factsheet shall be considered a solicitation to buy or an offer to sell a security, or any other product or service, to any person in any jurisdiction where such offer, solicitation, purchase or sale would be unlawful under the laws of such jurisdiction. Neither MarketVector Indexes GmbH nor any of its licensors makes any warranties or representations, express or implied, to the user with respect to any of the data contained herein. The data is provided for informational purposes only, and the Company shall not be responsible or liable for the accuracy, usefulness or availability of any information transmitted or made available through it. The MarketVector™ family of indexes (MarketVector™, BlueStar®, MVIS®) is protected through various intellectual property rights and unfair competition and misappropriation laws. MVIS® is a registered trademark of Van Eck Associates Corporation that has been licensed to MarketVector Indexes GmbH. MarketVector™ and MarketVector Indexes™ are pending trademarks of Van Eck Associates Corporation. BlueStar®, BlueStar Indexes®, BIGI® and BIGITech® are trademarks of MarketVector Indexes GmbH. You require a licence to launch any product whose performance is linked to the value of a particular MarketVector™ Index and for all use of the MarketVector™ name or name of the MarketVector™ Index in the marketing of the product.