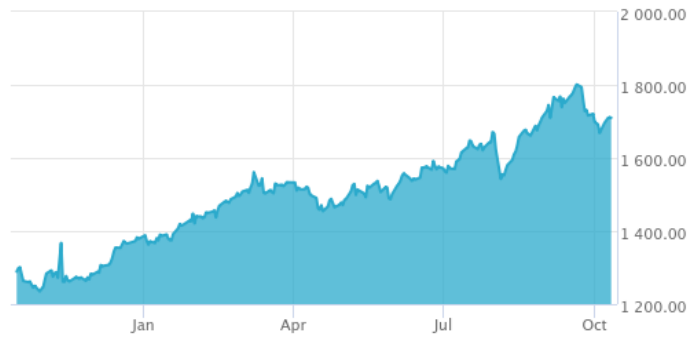


## MVIS® Australia Banks (AUD) Index

The MVIS® Australia Banks Index (MVMVB) tracks the performance of the largest and most liquid companies in the banking industry that are incorporated in Australia and listed on the Australian Stock Exchange (ASX). This is a modified market cap-weighted index, and also includes non-local companies incorporated outside Australia which are listed on the ASX that generate at least 50% of their revenue from the Australian banking sector. MVMVB covers at least 90% of the investable universe and is calculated in Australian Dollars

### Key Features



Index 1,800.94/0.00 1,800.94/1,234.75

#### Size and Liquidity Requirements

Full MCap of at least 150 mln USD. Three month average-daily-trading volume of at least 1 mln USD at a review and also at the previous two reviews. At least 250,000 shares traded per month over the last six months at a review and also at the previous two reviews.

#### Pure-Play

Index includes non-local companies.

#### Diversification

Company weightings are capped at 20%.

#### Review

Quarterly.

### Index Data

INDEX PARAMETERS		FUNDAMENTALS*		ANNUALISED PERFORMANCE*			
Launch Date	21 Dec 2012	Components	7	Price/Earnings Trailing	17.82	1 Month	-1.68%
Type	Sector	Volatility (250 days)	18.28	Price/Book	1.79	1 Year	31.98%
Currency	AUD	Full MCap bn USD	638.35	Price/Sales	2.40	3 Years	7.20%
Base Date	29 Dec 2006	Float MCap bn USD	522.99	Price/Cash Flow	12.52	5 Years	6.59%
Base Value	1,000.00	Correlation* (250 days)	0.74	Dividend Yield	4.28	7 Years	-
		* MSCI Australia		* as of 30 Sep 2024		* Total Return Net Index	

### Sector Weightings


Sector	Count	Weight
Financials	7	100.00%



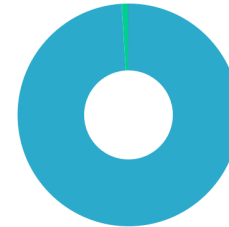
## MVIS® Australia Banks (AUD) Index

### Country and Size Weightings

Country	Count	Weight
Australia	7	100.00%



■ AU



- Large-Cap
- Mid-Cap
- Small-Cap
- Micro-Cap

Size	Count	Weight
Large-Cap (> 6 bn)	6	99.03%
Mid-Cap (1.5 bn - 6 bn)	1	0.97%
Small-Cap (0.2 bn - 1.5 bn)	0	0.00%
Micro-Cap (0.0 bn - 0.2 bn)	0	0.00%

### Index Components

Top Components by Weight	Country	Weight	Best Performing Components	YTD	1 Day
ANZ GROUP HOLDINGS LTD	AU	20.05%	BANK OF QUEENSLAND LTD	2.38%	0.69%
NATIONAL AUSTRALIA BANK LTD	AU	19.76%	ANZ GROUP HOLDINGS LTD	19.32%	0.59%
WESTPAC BANKING CORPORATION	AU	19.72%	MACQUARIE GROUP LTD ORD	27.56%	0.45%
COMMONWEALTH BANK OF AUSTRALIA	AU	19.56%	NATIONAL AUSTRALIA BANK LTD	23.01%	0.33%
MACQUARIE GROUP LTD ORD	AU	18.41%	WESTPAC BANKING CORPORATION	37.78%	0.23%
BENDIGO AND ADELAIDE BANK	AU	1.52%			
BANK OF QUEENSLAND LTD	AU	0.97%			
			<b>Worst Performing Components</b>	<b>YTD</b>	<b>1 Day</b>
			COMMONWEALTH BANK OF AUSTRALIA	24.44%	-0.05%
			BENDIGO AND ADELAIDE BANK	26.17%	0.01%
			WESTPAC BANKING CORPORATION	37.78%	0.23%
			NATIONAL AUSTRALIA BANK LTD	23.01%	0.33%
<b>Subtotal</b>		100.00%	MACQUARIE GROUP LTD ORD	27.56%	0.45%

### Symbols

	Symbol	ISIN	WKN	Sedol	Bloomberg	Reuters	Telekurs
Price Return	MVMVB	DE000SLA0AY3	SLA0AY	B85K6Q8	MVMVB	.MVMVB	20329765
Total Return Net	MVMVBTR	DE000SLA0AZ0	SLA0AZ	B8B8XP4	MVMVBTR	.MVMVBTR	20329769
Total Return Gross	MVMVBTRG	DE000SLA0BA1	SLA0BA	B8KJR23	MVMVBTRG	.MVMVBTRG	20801240

## MVIS® Australia Banks (AUD) Index

---

For further information visit [www.marketvector.com](http://www.marketvector.com)

Nothing on this factsheet shall be considered a solicitation to buy or an offer to sell a security, or any other product or service, to any person in any jurisdiction where such offer, solicitation, purchase or sale would be unlawful under the laws of such jurisdiction. Neither MarketVector Indexes GmbH nor any of its licensors makes any warranties or representations, express or implied, to the user with respect to any of the data contained herein. The data is provided for informational purposes only, and the Company shall not be responsible or liable for the accuracy, usefulness or availability of any information transmitted or made available through it. The MarketVector™ family of indexes (MarketVector™, Bluestar®, MVIS®) is protected through various intellectual property rights and unfair competition and misappropriation laws. MVIS® is a registered trademark of Van Eck Associates Corporation that has been licensed to MarketVector Indexes GmbH. MarketVector™ and MarketVector Indexes™ are pending trademarks of Van Eck Associates Corporation. BlueStar®, BlueStar Indexes®, BIGI® and BIGITech® are trademarks of MarketVector Indexes GmbH. You require a licence to launch any product whose performance is linked to the value of a particular MarketVector™ Index and for all use of the MarketVector™ name or name of the MarketVector™ Index in the marketing of the product.