

MVIS® Australia A-REITs (AUD) Index

The MVIS® Australia A-REITS Index (MVMVA) tracks the performance of the largest and most liquid REITs that are incorporated in Australia and listed on the Australian Stock Exchange (ASX). This is a modified market cap-weighted index, and also includes non-local REITs incorporated outside Australia which are listed on the ASX that generate at least 50% of their revenue and assets in Australia. MVMVA covers at least 90% of the investable universe and is calculated in Australian Dollars.

Key Features

Size and Liquidity Requirements

Full MCap of at least 150 mln USD. Three month average-daily-trading volume of at least 1 mln USD at a review and also at the previous two reviews. At least 250,000 shares traded per month over the last six months at a review and also at the previous two reviews.

Pure-Play

Index includes non-local companies.

Diversification

Company weightings are capped at 10%.

Review

Quarterly.



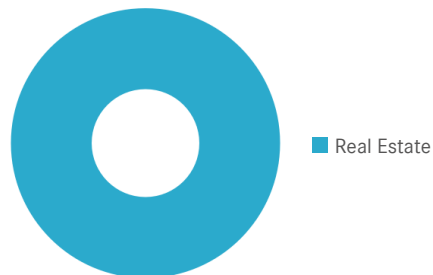
Index 1,062.06/0.00 809.08/669.64

Index Data

INDEX PARAMETERS		FUNDAMENTALS*		ANNUALISED PERFORMANCE*			
Launch Date	21 Dec 2012	Components	14	Price/Earnings Trailing	124.60	1 Month	13.18%
Type	Sector	Volatility (250 days)	17.99	Price/Book	1.09	1 Year	14.17%
Currency	AUD	Full MCap bn USD	159.04	Price/Sales	7.08	3 Years	4.48%
Base Date	29 Dec 2006	Float MCap bn USD	107.10	Price/Cash Flow	19.11	5 Years	7.51%
Base Value	1,000.00	Correlation* (250 days)	0.59	Dividend Yield	4.52	Since Inception	-
		* MSCI Australia		* as of 30 Apr 2025		* Total Return Net Index	

Sector Weightings

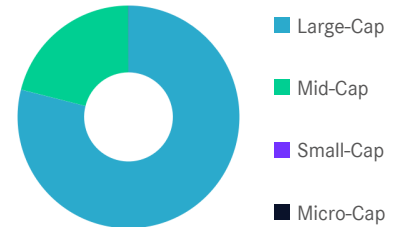

Sector	Count	Weight
Real Estate	14	100.00%



MVIS® Australia A-REITs (AUD) Index

Country and Size Weightings

Country	Count	Weight
Australia	14	100.00%



Size	Count	Weight
Large-Cap (> 6 bn)	8	78.96%
Mid-Cap (1.5 bn - 6 bn)	6	21.04%
Small-Cap (0.2 bn - 1.5 bn)	0	0.00%
Micro-Cap (0.0 bn - 0.2 bn)	0	0.00%

Index Components

Top Components by Weight	Country	Weight	Best Performing Components	YTD	1 Day
STOCKLAND	AU	10.34%	GOODMAN GROUP ORD UNIT	-8.77%	0.86%
MIRVAC GROUP	AU	10.28%	CHARTER HALL GROUP	31.40%	0.77%
SCENTRE GROUP	AU	10.17%	CHARTER HALL LONG WALE REIT	13.33%	0.41%
CHARTER HALL GROUP	AU	10.16%	REGION GROUP	19.75%	0.16%
GPT GROUP	AU	9.89%	DEXUS/AU	18.35%	0.16%
VICINITY CENTRES	AU	9.55%			
DEXUS/AU	AU	9.32%			
GOODMAN GROUP ORD UNIT	AU	9.24%			
NATIONAL STORAGE REIT	AU	4.36%			
REGION GROUP	AU	3.97%			
HOMEEO DAILY NEEDS REIT	AU	3.77%			
CHARTER HALL LONG WALE REIT	AU	3.64%			
Subtotal		94.69%			
			Worst Performing Components	YTD	1 Day
			STOCKLAND	21.22%	-1.77%
			NATIONAL STORAGE REIT	4.16%	-1.11%
			GPT GROUP	13.92%	-0.88%
			BWP TRUST	17.00%	-0.65%
			VICINITY CENTRES	24.32%	-0.25%

Symbols

	Symbol	ISIN	WKN	Sedol	Bloomberg	Reuters	Telekurs
Price Return	MVMVA	DE000SLA0E82	SLA0E8	B8KM3D5	MVMVA	.MVMVA	20329797
Total Return Net	MVMVATR	DE000SLA0AW7	SLA0AW	B8BRR93	MVMVATR	.MVMVATR	20329799
Total Return Gross	MVMVATRG	DE000SLA0AX5	SLA0AX	B8FP3H3	MVMVATRG	.MVMVATRG	20801218

MVIS® Australia A-REITs (AUD) Index

For further information visit www.marketvector.com

Nothing on this factsheet shall be considered a solicitation to buy or an offer to sell a security, or any other product or service, to any person in any jurisdiction where such offer, solicitation, purchase or sale would be unlawful under the laws of such jurisdiction. Neither MarketVector Indexes GmbH nor any of its licensors makes any warranties or representations, express or implied, to the user with respect to any of the data contained herein. The data is provided for informational purposes only, and the Company shall not be responsible or liable for the accuracy, usefulness or availability of any information transmitted or made available through it. The MarketVector™ family of indexes (MarketVector™, Bluestar®, MVIS®) is protected through various intellectual property rights and unfair competition and misappropriation laws. MVIS® is a registered trademark of Van Eck Associates Corporation that has been licensed to MarketVector Indexes GmbH. MarketVector™ and MarketVector Indexes™ are pending trademarks of Van Eck Associates Corporation. BlueStar®, BlueStar Indexes®, BIGI® and BIGITech® are trademarks of MarketVector Indexes GmbH. You require a licence to launch any product whose performance is linked to the value of a particular MarketVector™ Index and for all use of the MarketVector™ name or name of the MarketVector™ Index in the marketing of the product.