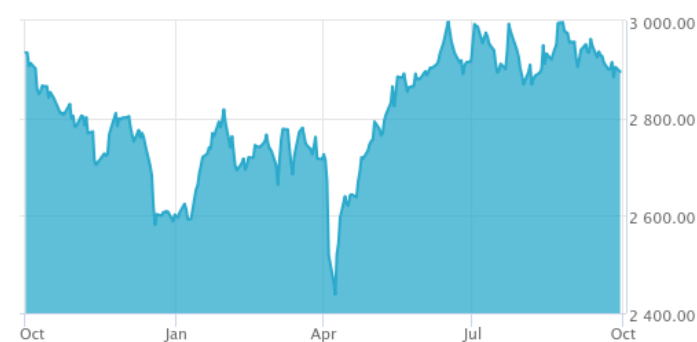


MVIS® Global Agribusiness Index

The MVIS® Global Agribusiness Index (MVMOO) tracks the performance of the largest and most liquid companies in the global agribusiness segment. This is a modified market cap-weighted index, and only includes companies that generate at least 50% of their revenues from agri-chemicals and fertilisers, seeds and traits, farm/irrigation equipment and farm machinery, agricultural products (incl. Grain, tobacco, meat, poultry, and sugar), aquaculture and fishing, livestock, plantations, and trading of agricultural products. MVMOO covers at least 90% of the investable universe.

Key Features



Index 4,205.88/782.82 2,998.49/2,438.26

Size and Liquidity Requirements

Full MCap of at least 150 mln USD. Three month average-daily-trading volume of at least 1 mln USD at a review and also at the previous two reviews. At least 250,000 shares traded per month over the last six months at a review and also at the previous two reviews.

Pure-Play

Companies have to generate at least 50% revenues from agribusiness.

Diversification

Company weightings are capped at 8%.

Review

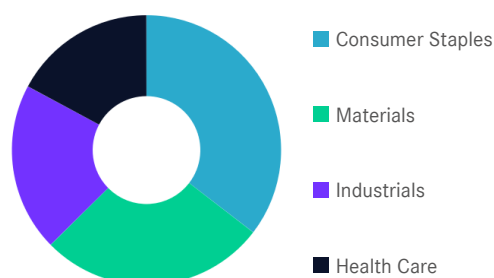
Quarterly.

Index Data

INDEX PARAMETERS				FUNDAMENTALS*		ANNUALISED PERFORMANCE*	
Launch Date	18 Jul 2012	Components	47	Price/Earnings Trailing	30.21	1 Month	-2.03%
Type	Hard Asset	Volatility (250 days)	14.15	Price/Book	1.43	1 Year	-1.89%
Currency	USD	Full MCap bn USD	593.87	Price/Sales	0.73	3 Years	-2.57%
Base Date	29 Dec 2006	Float MCap bn USD	404.78	Price/Cash Flow	8.37	5 Years	2.37%
Base Value	1,000.00	Correlation* (250 days)	0.62	Dividend Yield	2.51	Since Inception	5.83%
* MSCI ACWI Agriculture & Food Chain				* as of 31 Aug 2025		* Total Return Net Index	

Sector Weightings

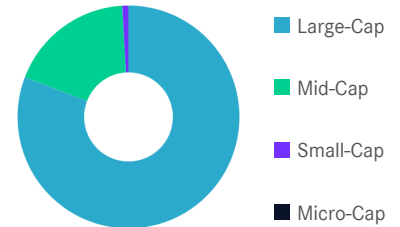
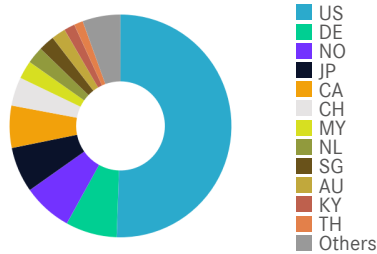
Sector	Count	Weight
Consumer Staples	24	35.44%
Materials	11	27.18%
Industrials	7	20.22%
Health Care	5	17.16%



MVIS® Global Agribusiness Index

Country and Size Weightings

Country	Count	Weight
United States	15	50.56%
Germany	2	7.48%
Norway	4	7.20%
Japan	4	6.59%
Canada	1	6.12%
Switzerland	2	4.15%
Malaysia	4	2.62%
Netherlands	2	2.48%
Singapore	1	2.34%
Australia	2	2.05%
Cayman Islands	1	1.59%
Thailand	1	1.30%
Others	8	5.53%



Size	Count	Weight
Large-Cap (> 6 bn)	23	80.82%
Mid-Cap (1.5 bn - 6 bn)	21	18.28%
Small-Cap (0.2 bn - 1.5 bn)	3	0.90%
Micro-Cap (0.0 bn - 0.2 bn)	0	0.00%

Index Components

Top Components by Weight	Country	Weight	Best Performing Components	YTD	1 Day
DEERE & CO	US	8.01%	RUMO S.A.	6.24%	3.20%
ZOETIS INC	US	7.77%	ICL GROUP LTD	30.49%	2.69%
CORTEVA INC	US	6.70%	GENUS PLC	62.63%	2.31%
BAYER AG	DE	6.52%	BAYER AG	63.33%	2.04%
NUTRIEN LTD	CA	6.12%	GOLDEN AGRI-RESOURCES LTD	23.72%	1.88%
ARCHER-DANIELS-MIDLAND CO	US	5.48%			
TYSON FOODS INC	US	4.68%			
KUBOTA CORP	JP	4.30%			
CF INDUSTRIES HOLDINGS INC	US	4.22%			
MOSAIC CO/THE	US	3.25%			
MOWI ASA	NO	3.25%			
BUNGE LTD	CH	2.99%			
Subtotal		63.28%			
			Worst Performing Components	YTD	1 Day
			DARLING INGREDIENTS INC	-9.02%	-4.55%
			CAL-MAINE FOODS INC	0.40%	-2.35%
			KUBOTA CORP	8.37%	-2.23%
			CF INDUSTRIES HOLDINGS INC	7.97%	-1.76%
			MOSAIC CO/THE	44.26%	-1.76%

Symbols

	Symbol	ISIN	WKN	Sedol	Bloomberg	Reuters	Telekurs
Price Return	MVMOO	DE000SLA0VA9	SLA0VA	B6TKHS9	MVMOO	.MVMOO	19096076
Total Return Net	MVMOOTR	DE000SLA0VB7	SLA0VB	B7LZPV8	MVMOOTR	.MVMOOTR	19096079
Total Return Gross	-	-	-	-	-	-	-

MVIS® Global Agribusiness Index

For further information visit www.marketvector.com

Nothing on this factsheet shall be considered a solicitation to buy or an offer to sell a security, or any other product or service, to any person in any jurisdiction where such offer, solicitation, purchase or sale would be unlawful under the laws of such jurisdiction. Neither MarketVector Indexes GmbH nor any of its licensors makes any warranties or representations, express or implied, to the user with respect to any of the data contained herein. The data is provided for informational purposes only, and the Company shall not be responsible or liable for the accuracy, usefulness or availability of any information transmitted or made available through it. The MarketVector™ family of indexes (MarketVector™, Bluestar®, MVIS®) is protected through various intellectual property rights and unfair competition and misappropriation laws. MVIS® is a registered trademark of Van Eck Associates Corporation that has been licensed to MarketVector Indexes GmbH. MarketVector™ and MarketVector Indexes™ are pending trademarks of Van Eck Associates Corporation. BlueStar®, BlueStar Indexes®, BIGI® and BIGITech® are trademarks of MarketVector Indexes GmbH. You require a licence to launch any product whose performance is linked to the value of a particular MarketVector™ Index and for all use of the MarketVector™ name or name of the MarketVector™ Index in the marketing of the product.