

MarketVector™ Global Metaverse and e-Games ESG Index

The MarketVector™ Global Metaverse and e-Games ESG Index (MVMETV) tracks the performance of global companies involved in technologies and services related to the metaverse, e-gaming and eSports. This is a modified market cap-weighted index, and includes companies that generate at least 50% of their revenue from video gaming, eSports, smart phone manufacturing or metaverse-related products and service. MVMETV adheres to ESG criteria.

Key Features



Index 3,155.88/977.18 2,842.80/2,102.03

Size and Liquidity Requirements

Full MCap of at least 150 mIn USD. Three month average-daily-trading volume of at least 1 mln USD at a review and also at the previous two reviews. At least 250,000 shares traded per month over the last six months at a review and also at the previous two reviews.

Universe

Companies have to generate at least 50% of revenues from technologies and services related to the metaverse, e-gaming and eSports.

Diversification

Company weights are capped at 8%.

Review

Quarterly.

Index Data

INDEX PARAMETERS

Launch Date	22 May 2023	Components	55
Type	Sector	Volatility (250 days)	17.96
Currency	EUR	Full MCap bn USD	5,164.69
Base Date	31 Dec 2018	Float MCap bn USD	4,153.61
Base Value	1,000.00	Correlation* (250 days)	0.64

* S&P Global 1200 Software Index

FUNDAMENTALS*

Price/Earnings Trailing	1,376.69
Price/Book	3.26
Price/Sales	3.55
Price/Cash Flow	21.45
Dividend Yield	0.60

* as of 31 Oct 2024

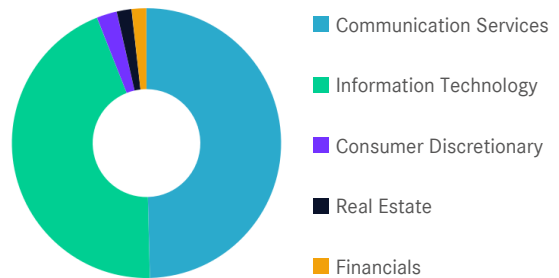
ANNUALISED PERFORMANCE*

1 Month	2.95%
1 Year	31.21%
3 Years	-2.05%
5 Years	16.36%
7 Years	18.98%

* Total Return Net Index

Sector Weightings

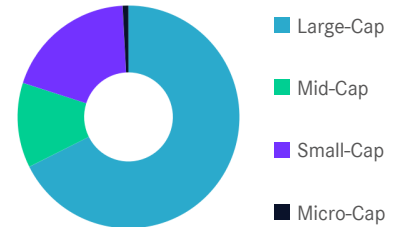
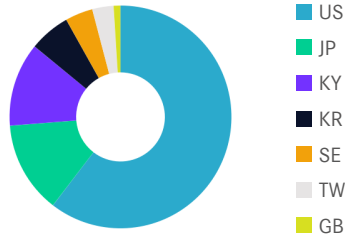
Sector	Count	Weight
Communication Services	29	49.60%
Information Technology	22	44.42%
Consumer Discretionary	2	2.43%
Real Estate	1	1.78%
Financials	1	1.77%



MarketVector™ Global Metaverse and e-Games ESG Index

Country and Size Weightings

Country	Count	Weight
United States	23	60.43%
Japan	9	13.32%
Cayman Islands	7	12.16%
South Korea	7	5.97%
Sweden	5	4.03%
Taiwan	3	3.10%
United Kingdom	1	0.99%



Size	Count	Weight
Large-Cap (> 6 bn)	21	67.63%
Mid-Cap (1.5 bn - 6 bn)	13	12.33%
Small-Cap (0.2 bn - 1.5 bn)	20	19.19%
Micro-Cap (0.0 bn - 0.2 bn)	1	0.85%

Index Components

Top Components by Weight	Country	Weight	Best Performing Components	YTD	1 Day
META PLATFORMS INC	US	8.55%	CORSAIR GAMING INC	-52.41%	4.60%
ADVANCED MICRO DEVICES	US	7.26%	UNITY SOFTWARE INC	-49.06%	3.74%
NVIDIA CORP	US	7.16%	SNAP INC	-25.99%	3.04%
NETEASE INC-ADR	KY	4.98%	ON24 INC	-25.38%	2.80%
ADOBE INC	US	4.84%	XIAOMI CORP	75.73%	2.22%
NINTENDO CO LTD	JP	4.63%			
ELECTRONIC ARTS INC	US	4.19%			
ROBLOX CORP	US	3.04%			
TAKE-TWO INTERACTIVE SOFTWARE INC	US	2.55%			
XIAOMI CORP	KY	2.07%			
F5 INC	US	2.02%			
AKAMAI TECHNOLOGIES INC	US	1.93%			
Subtotal		53.22%			
			Worst Performing Components	YTD	1 Day
			PEARLABYSS CORP.	-10.96%	-4.47%
			NETMARBLE CORP	-10.80%	-4.25%
			DENA CO LTD	24.19%	-3.32%
			NEXON CO. LTD	-6.11%	-2.96%
			VUZIX CORPORATION	-52.04%	-2.91%

Symbols

	Symbol	ISIN	WKN	Sedol	Bloomberg	Reuters	Telekurs
Price Return	MVMETV	DE000SLOHEZ8	SLOHEZ	BMCNB52	MVMETV	.MVMETV	127024676
Total Return Net	MVMETVTR	DE000SLOHE01	SLOHE0	BMCNB63	MVMETVTR	.MVMETVTR	127024689
Total Return Gross	-	-	-	-	-	-	-

MarketVector™ Global Metaverse and e-Games ESG Index

For further information visit www.marketvector.com

Nothing on this factsheet shall be considered a solicitation to buy or an offer to sell a security, or any other product or service, to any person in any jurisdiction where such offer, solicitation, purchase or sale would be unlawful under the laws of such jurisdiction. Neither MarketVector Indexes GmbH nor any of its licensors makes any warranties or representations, express or implied, to the user with respect to any of the data contained herein. The data is provided for informational purposes only, and the Company shall not be responsible or liable for the accuracy, usefulness or availability of any information transmitted or made available through it. The MarketVector™ family of indexes (MarketVector™, Bluestar®, MVIS®) is protected through various intellectual property rights and unfair competition and misappropriation laws. MVIS® is a registered trademark of Van Eck Associates Corporation that has been licensed to MarketVector Indexes GmbH. MarketVector™ and MarketVector Indexes™ are pending trademarks of Van Eck Associates Corporation. BlueStar®, BlueStar Indexes®, BIGI® and BIGITech® are trademarks of MarketVector Indexes GmbH. You require a licence to launch any product whose performance is linked to the value of a particular MarketVector™ Index and for all use of the MarketVector™ name or name of the MarketVector™ Index in the marketing of the product.