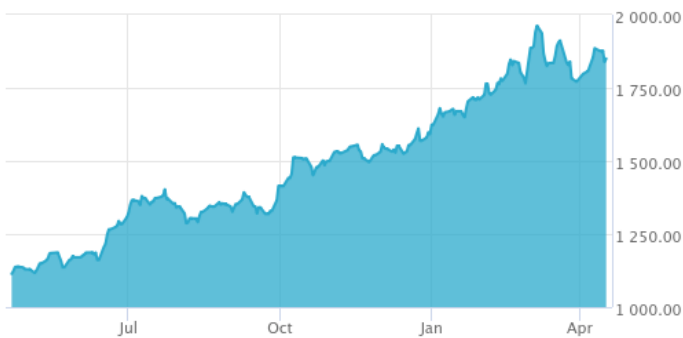


MarketVector™ Israel Infrastructure Index

The MarketVector™ Israel Infrastructure Index (MVIII) is a thematic index tracking the performance of companies that are listed in Israel and involved in infrastructure.

Key Features



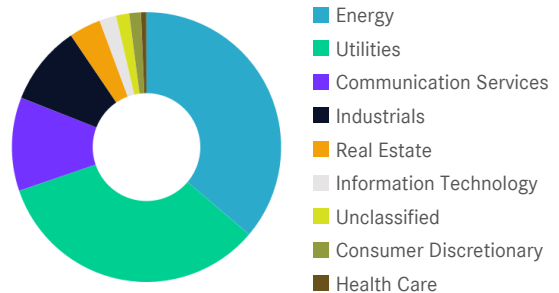
Index 2,190.82/841.36 2,190.82/1,218.30

Index Data

INDEX PARAMETERS		FUNDAMENTALS*		ANNUALISED PERFORMANCE*			
Launch Date	17 Feb 2026	Components	40	Price/Earnings Trailing	20.82	1 Month	0.31%
Type	Sector	Volatility (250 days)	19.29	Price/Book	2.59	1 Year	70.45%
Currency	ILS	Full MCap bn USD	366.44	Price/Sales	2.19	3 Years	31.36%
Base Date	30 Dec 2022	Float MCap bn USD	157.75	Price/Cash Flow	11.02	5 Years	-
Base Value	1,000.00	Correlation* (250 days)	0.00	Dividend Yield	2.73	Since Inception	24.89%
		* -		* as of 31 Mar 2026		* Total Return Net Index	

Sector Weightings

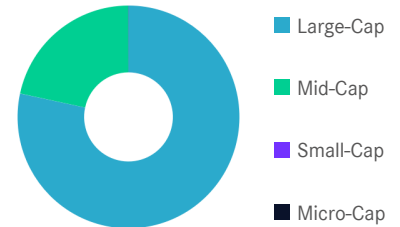
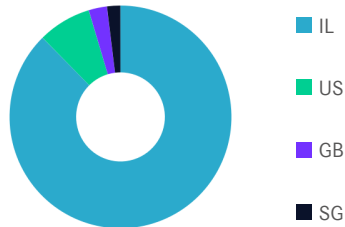
Sector	Count	Weight
Energy	12	36.21%
Utilities	8	33.55%
Communication Services	3	11.20%
Industrials	7	9.56%
Real Estate	4	3.82%
Information Technology	1	2.02%
Unclassified	1	1.57%
Consumer Discretionary	3	1.42%
Health Care	1	0.65%



MarketVector™ Israel Infrastructure Index

Country and Size Weightings

Country	Count	Weight
Israel	37	87.60%
United States	1	7.79%
United Kingdom	1	2.67%
Singapore	1	1.95%



Size	Count	Weight
Large-Cap (> 6 bn)	19	78.38%
Mid-Cap (1.5 bn - 6 bn)	21	21.62%
Small-Cap (0.2 bn - 1.5 bn)	0	0.00%
Micro-Cap (0.0 bn - 0.2 bn)	0	0.00%

Index Components

Top Components by Weight	Country	Weight	Best Performing Components	YTD	1 Day
ENLIGHT RENEWABLE ENERGY LTD	IL	8.80%	PRASHKOVSKY INVESTMENTS & CO	10.15%	10.34%
BEZEQ ISRAELI TELECOMMUNICATION CORP	IL	7.80%	AFRICA ISRAEL RESIDENCES LTD	-0.87%	6.74%
ORMAT TECHNOLOGIES INC	US	7.79%	KEYSTONE REIT LTD	148.96%	6.21%
NEWMED ENERGY LP	IL	7.24%	DANYA CEBUS LTD	27.59%	6.02%
OPC ENERGY LTD	IL	6.74%	AZORIM-INVESTMENT DEVELOPMENT & CONS	15.09%	5.97%
NAVITAS PETROLEUM LP	IL	6.73%			
DELEK GROUP LTD ORD	IL	6.36%			
DORAL GROUP RENEWABLE ENERGY	IL	2.81%			
PAZ RETAIL AND ENERGY LTD	IL	2.72%			
ENERGEAN PLC	GB	2.67%			
ENERGIX-RENEWABLE ENERGIES LTD	IL	2.64%			
SHIKUN & BINUI LTD ORD	IL	2.47%			
Subtotal		64.78%			
			Worst Performing Components	YTD	1 Day
			NAVITAS PETROLEUM LP	26.95%	-1.84%
			NEWMED ENERGY LP	13.82%	-1.15%
			ENERGEAN PLC	-4.04%	-0.37%
			DELEK GROUP LTD ORD	25.51%	0.12%
			ORMAT TECHNOLOGIES INC	2.44%	0.46%

Symbols

	Symbol	ISIN	WKN	Sedol	Bloomberg	Reuters	Telekurs
Price Return	MVIII	DE000SLOS9B2	SLOS9B	BWMV576	MVIII	.MVIII	153599544
Total Return Net	MVIII TR	DE000SLOS9C0	SLOS9C	BWMV587	MVIII TR	.MVIII TR	153599545
Total Return Gross	-	-	-	-	-	-	-

MarketVector™ Israel Infrastructure Index

For further information visit www.marketvector.com

Nothing on this factsheet shall be considered a solicitation to buy or an offer to sell a security, or any other product or service, to any person in any jurisdiction where such offer, solicitation, purchase or sale would be unlawful under the laws of such jurisdiction. Neither MarketVector Indexes GmbH nor any of its licensors makes any warranties or representations, express or implied, to the user with respect to any of the data contained herein. The data is provided for informational purposes only, and the Company shall not be responsible or liable for the accuracy, usefulness or availability of any information transmitted or made available through it. The MarketVector™ family of indexes (MarketVector™, Bluestar®, MVIS®) is protected through various intellectual property rights and unfair competition and misappropriation laws. MVIS® is a registered trademark of Van Eck Associates Corporation that has been licensed to MarketVector Indexes GmbH. MarketVector™ and MarketVector Indexes™ are pending trademarks of Van Eck Associates Corporation. BlueStar®, BlueStar Indexes®, BIGI® and BIGITech® are trademarks of MarketVector Indexes GmbH. You require a licence to launch any product whose performance is linked to the value of a particular MarketVector™ Index and for all use of the MarketVector™ name or name of the MarketVector™ Index in the marketing of the product.