

MVIS® Global Clean-Tech Metals Index

The MVIS® Global Clean-Tech Metals Index (MVGME) tracks the performance of global metals and rare earth element miners, refiners, and recyclers focused on metals and elements that are used in technologies contributing to the proliferation of clean energy as defined by MarketVector Indexes. MVGME covers at least 90% of the investable universe.

Key Features



Index 3,466.39/789.69 2,633.72/1,901.59

Size and Liquidity Requirements

Full MCap of at least 150 mIn USD. Three month average-daily-trading volume of at least 1 mIn USD at a review and also at the previous two reviews. At least 250,000 shares traded per month over the last six months at a review and also at the previous two reviews.

Pure-Play

Companies have to generate at least 50% revenues from global metals and rare earth elements that are used in technologies contributing to the proliferation of clean energy.

Diversification

Company weightings are capped at 8%.

Review

Quarterly.

Index Data

INDEX PARAMETERS

Launch Date	02 Nov 2021	Components	54
Type	Hard Asset	Volatility (250 days)	25.32
Currency	USD	Full MCap bn USD	550.84
Base Date	31 Dec 2015	Float MCap bn USD	261.66
Base Value	1,000.00	Correlation* (250 days)	0.90

* MSCI ACWI Select Metal & Mining Prod. Ex Gold & Silver

FUNDAMENTALS*

Price/Earnings Trailing	42.06
Price/Book	1.67
Price/Sales	1.05
Price/Cash Flow	7.66
Dividend Yield	2.31

* as of 31 Jul 2024

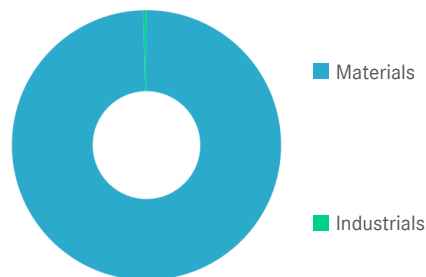
ANNUALISED PERFORMANCE*

1 Month	-2.94%
1 Year	-15.70%
3 Years	-15.72%
5 Years	6.61%
7 Years	7.99%

* Total Return Net Index

Sector Weightings

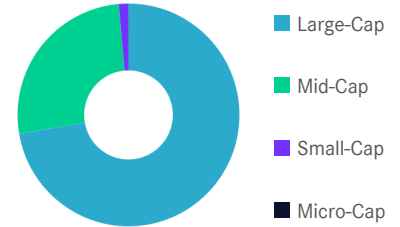
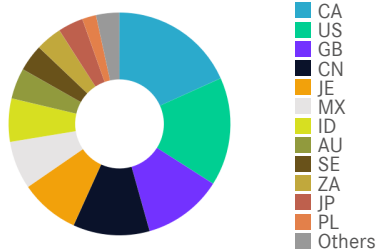
Sector	Count	Weight
Materials	53	99.63%
Industrials	1	0.37%



MVIS® Global Clean-Tech Metals Index

Country and Size Weightings

Country	Count	Weight
Canada	9	18.29%
United States	4	15.74%
United Kingdom	2	11.60%
China	18	11.17%
Jersey	2	8.64%
Mexico	1	6.98%
Indonesia	2	6.28%
Australia	5	4.47%
Sweden	1	3.90%
South Africa	4	3.83%
Japan	2	3.67%
Poland	1	2.03%
Others	3	3.40%



Size	Count	Weight
Large-Cap (> 6 bn)	17	72.28%
Mid-Cap (1.5 bn - 6 bn)	31	26.32%
Small-Cap (0.2 bn - 1.5 bn)	6	1.40%
Micro-Cap (0.0 bn - 0.2 bn)	0	0.00%

Index Components

Top Components by Weight	Country	Weight	Best Performing Components	YTD	1 Day
GLENCORE PLC	JE	7.65%	AMMAN MINERAL IN ORD	66.76%	2.32%
FREEPORT-MCMORAN INC	US	7.64%	BEIJING EASPRING MATERIAL-A	-12.64%	1.85%
ANGLO AMERICAN PLC	GB	7.19%	MP MATERIALS CORP	-29.92%	1.61%
GRUPO MEXICO SAB DE CV	MX	6.98%	FIRST QUANTUM MINERALS LTD	26.88%	0.81%
TECK RESOURCES LIMITED CLASS B	CA	6.92%	TONGLING NONFERROUS METALS GROUP CO	-8.44%	0.51%
AMMAN MINERAL IN ORD	ID	5.19%			
ANTOFAGASTA PLC	GB	4.41%			
SOUTHERN COPPER CORP	US	4.31%			
BOLIDEN AB	SE	3.90%			
IVANHOE MINES LTD	CA	3.23%			
ALBEMARLE CORP	US	2.97%			
SUMITOMO METAL MINING CO LTD ORD	JP	2.91%			
Subtotal		63.28%			
			Worst Performing Components	YTD	1 Day
			ALBEMARLE CORP	-46.39%	-6.90%
			PILBARA MINERALS LTD	-39.97%	-6.71%
			HUBBAY MINERALS INC	23.49%	-5.64%
			ARCADIUM LITHIUM PLC	-66.81%	-5.44%
			LITHIUM ARGENTINA CORP	-63.45%	-5.33%

Symbols

	Symbol	ISIN	WKN	Sedol	Bloomberg	Reuters	Telekurs
Price Return	MVGMET	DE000SL0D927	SL0D92	BKVDP91	MVGMET	.MVGMET	114669071
Total Return Net	MVGMETTR	DE000SL0D935	SL0D93	BKVDP79	MVGMETTR	.MVGMETTR	114669070
Total Return Gross	-	-	-	-	-	-	-

MVIS® Global Clean-Tech Metals Index

For further information visit www.marketvector.com

Nothing on this factsheet shall be considered a solicitation to buy or an offer to sell a security, or any other product or service, to any person in any jurisdiction where such offer, solicitation, purchase or sale would be unlawful under the laws of such jurisdiction. Neither MarketVector Indexes GmbH nor any of its licensors makes any warranties or representations, express or implied, to the user with respect to any of the data contained herein. The data is provided for informational purposes only, and the Company shall not be responsible or liable for the accuracy, usefulness or availability of any information transmitted or made available through it. The MarketVector™ family of indexes (MarketVector™, Bluestar®, MVIS®) is protected through various intellectual property rights and unfair competition and misappropriation laws. MVIS® is a registered trademark of Van Eck Associates Corporation that has been licensed to MarketVector Indexes GmbH. MarketVector™ and MarketVector Indexes™ are pending trademarks of Van Eck Associates Corporation. BlueStar®, BlueStar Indexes®, BIGI® and BIGITech® are trademarks of MarketVector Indexes GmbH. You require a licence to launch any product whose performance is linked to the value of a particular MarketVector™ Index and for all use of the MarketVector™ name or name of the MarketVector™ Index in the marketing of the product.