

## MVIS® Global Junior Gold Miners Index

The MVIS® Global Junior Gold Miners Index (MVGDXJ) tracks the performance of the most liquid small-cap companies in the global gold and silver mining industries. This is a modified market cap-weighted index, and only includes companies that invest primarily in gold or silver, generate at least 50% of their revenue from gold or silver mining, or own properties that have the potential to generate at least 50% of their revenue from gold or silver mining when developed.

### Key Features



	All Time High/Low	52-Week High/Low
<b>Total Return Net Index</b>	3,403.43/394.24	1,036.98/741.08

#### Size and Liquidity Requirements

Full MCap of at least 150 mln USD. Three month average-daily-trading volume of at least 1 mln USD at a review and also at the previous two reviews. At least 250,000 shares traded per month over the last six months at a review and also at the previous two reviews.

#### Pure-Play

Companies have to generate at least 50% revenues from gold or silver mining.

#### Diversification

Company weightings are capped at 8%.

#### Review

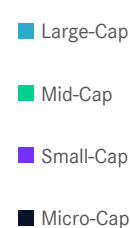
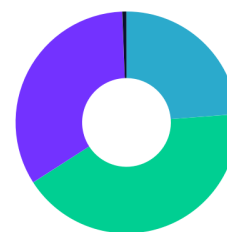
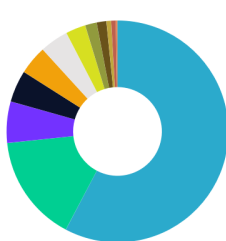
Semi-annually in March and September with quarterly rebalances.

### Index Data

INDEX PARAMETERS				FUNDAMENTALS*		ANNUALISED PERFORMANCE*	
Launch Date	31 Aug 2009	Components	86	Price/Earnings Trailing	45.74	1 Month	13.38%
Type	Hard Asset	Volatility (250 days)	27.22	Price/Book	1.42	1 Year	2.53%
Currency	USD	Full MCap bn USD	142.01	Price/Sales	2.28	3 Years	-5.82%
Base Date	31 Dec 2003	Float MCap bn USD	94.44	Price/Cash Flow	7.73	5 Years	7.95%
Base Value	1,000.00	Correlation* (250 days)	0.97	Dividend Yield	1.09	7 Years	-0.02%
* NYSE ARCA Gold Miners				* as of 31 Mar 2024		* Total Return Net Index	

### Country and Size Weightings

Country	Count	Weight
Canada	47	57.72%
Australia	20	15.63%
South Africa	2	6.03%
United Kingdom	4	4.65%
Peru	1	4.22%
United States	5	4.15%
Mexico	1	2.92%
China	1	1.69%
Jersey	2	1.41%
Indonesia	1	0.69%
Turkey	1	0.68%
British Virgin Islands	1	0.24%




Size	Count	Weight
Large-Cap (> 6 bn)	4	23.81%
Mid-Cap (1.5 bn - 6 bn)	22	42.11%
Small-Cap (0.2 bn - 1.5 bn)	56	33.46%
Micro-Cap (0.0 bn - 0.2 bn)	4	0.61%

# MVIS® Global Junior Gold Miners Index

## Sector Weightings

Sector	Count	Weight
Materials	86	100.00%



## Index Components

Top Components by Weight	Country	Weight	Best Performing Components	YTD	1 Day
KINROSS GOLD CORP	CA	7.40%	COEUR MINING INC	41.72%	8.45%
PAN AMERICAN SILVER CORP	CA	7.13%	GATOS SILVER INC	54.74%	7.55%
ALAMOS GOLD INC	CA	6.37%	SKEENA RESOURCES LTD	-2.93%	6.31%
HARMONY GOLD MNG-SPON ADR	ZA	5.87%	IAMGOLD CORP	46.64%	6.30%
CIA DE MINAS BUENAVENTUR-ADR	PE	4.22%	ENDEAVOUR SILVER CORP	38.07%	6.25%
EVOLUTION MINING LTD	AU	2.98%			
INDUSTRIAS PENOLES SAB DE CV	MX	2.92%			
ENDEAVOUR MINING PLC	GB	2.43%			
B2GOLD CORP	CA	2.35%			
OSISKO GOLD ROYALTIES LTD	CA	2.17%			
ELDORADO GOLD CORP	CA	2.04%			
HECLA MINING CO	US	2.02%			
<b>Subtotal</b>		47.89%			
			Worst Performing Components	YTD	1 Day
			EMERALD RESOURCES NL	6.58%	-6.04%
			CAPRICORN METALS LTD	-0.65%	-4.78%
			CALEDONIA MINING CORP PLC	-14.86%	-4.61%
			GENESIS MINERALS LTD	-7.47%	-4.31%
			REGIS RESOURCES LTD	-8.57%	-3.94%

## Symbols

	Symbol	ISIN	WKN	Sedol	Bloomberg	Reuters	Telekurs
<b>Price Index</b>	MVGDXJ	DE000A1A4ZV8	A1A4ZV	B4MS195	MVGDXJ	.MVGDXJ	10508937
<b>Total Return Net</b>	MVGDXJTR	DE000A1A4ZW6	A1A4ZW	B4MS0R6	MVGDXJTR	.MVGDXJTR	10509207
<b>Total Return Gross</b>	-	-	-	-	-	-	-

For further information visit [www.marketvector.com](http://www.marketvector.com)

Nothing on this factsheet shall be considered a solicitation to buy or an offer to sell a security, or any other product or service, to any person in any jurisdiction where such offer, solicitation, purchase or sale would be unlawful under the laws of such jurisdiction. Neither MarketVector Indexes GmbH nor any of its licensors makes any warranties or representations, express or implied, to the user with respect to any of the data contained herein. The data is provided for informational purposes only, and the Company shall not be responsible or liable for the accuracy, usefulness or availability of any information transmitted or made available through it. The MarketVector™ family of indexes (MarketVector™, BlueStar®, MVIS®) is protected through various intellectual property rights and unfair competition and misappropriation laws. MVIS® is a registered trademark of Van Eck Associates Corporation that has been licensed to MarketVector Indexes GmbH. MarketVector™ and MarketVector Indexes™ are pending trademarks of Van Eck Associates Corporation. BlueStar®, BlueStar Indexes®, BIGI® and BIGITech® are trademarks of MarketVector Indexes GmbH. You require a licence to launch any product whose performance is linked to the value of a particular MarketVector™ Index and for all use of the MarketVector™ name or name of the MarketVector™ Index in the marketing of the product.