

MarketVector™ Global Environmental Services Index

The MarketVector™ Global Environmental Services Index (MVEVX) is a thematic index tracking the performance of companies involved in a range of environmental services serving various industries.

Key Features



Index 1,780.26/988.00 1,780.26/1,420.64

Size and Liquidity Requirements

Full MCap of at least 150 mln USD. Three month average-daily-trading volume of at least 1.5 mln USD at a review and also at the previous two reviews. At least 250,000 shares traded per month over the last six months at a review and also at the previous two reviews.

Universe

Companies have to generate at least 50% revenues from environmental services.

Diversification

Company weightings are capped at 8%.

Review

Quarterly.

Index Data

INDEX PARAMETERS

Launch Date	03 Jun 2025	Components	25
Type	Sector	Volatility (250 days)	14.15
Currency	USD	Full MCap bn USD	471.50
Base Date	31 Dec 2020	Float MCap bn USD	338.48
Base Value	1,000.00	Correlation* (250 days)	0.00

* -

FUNDAMENTALS*

Price/Earnings Trailing	34.18
Price/Book	3.78
Price/Sales	1.84
Price/Cash Flow	13.22
Dividend Yield	1.17

* as of 30 Nov 2025

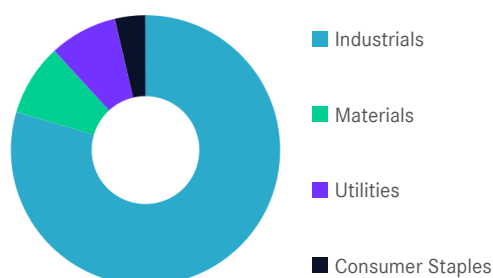
ANNUALISED PERFORMANCE*

1 Month	3.09%
1 Year	5.98%
3 Years	13.18%
5 Years	-
Since Inception	11.58%

* Total Return Net Index

Sector Weightings

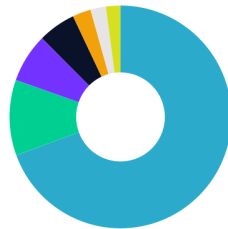
Sector	Count	Weight
Industrials	20	79.57%
Materials	2	8.60%
Utilities	2	8.16%
Consumer Staples	1	3.67%



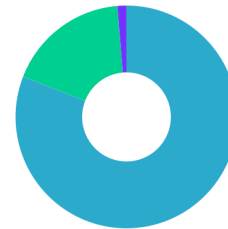
MarketVector™ Global Environmental Services Index

Country and Size Weightings

Country	Count	Weight
United States	15	69.42%
Canada	2	10.96%
Japan	4	7.11%
France	1	5.49%
United Kingdom	1	2.67%
Netherlands	1	2.24%
Australia	1	2.11%



■ US
 ■ CA
 ■ JP
 ■ FR
 ■ GB
 ■ NL
 ■ AU



■ Large-Cap
 ■ Mid-Cap
 ■ Small-Cap
 ■ Micro-Cap

Size	Count	Weight
Large-Cap (> 6 bn)	15	80.89%
Mid-Cap (1.5 bn - 6 bn)	8	17.80%
Small-Cap (0.2 bn - 1.5 bn)	2	1.31%
Micro-Cap (0.0 bn - 0.2 bn)	0	0.00%

Index Components

Top Components by Weight	Country	Weight	Best Performing Components	YTD	1 Day
WASTE MANAGEMENT INC	US	7.86%	DAIEI KANKYO CO LTD	35.34%	1.80%
ECOLAB INC	US	7.77%	WASTE MANAGEMENT INC	8.44%	1.68%
WASTE CONNECTIONS INC	CA	6.80%	TAKUMA CO LTD	57.51%	1.20%
REPUBLIC SERVICES INC	US	6.03%	REPUBLIC SERVICES INC	7.32%	1.17%
XYLEM INC	US	5.92%	DRAX GROUP PLC	34.64%	0.95%
VEOLIA ENVIRONNEMENT SA	FR	5.49%			
CORE & MAIN INC-CLASS A	US	5.16%			
DONALDSON CO INC	US	5.14%			
ADVANCED DRAINAGE SYSTEMS INC	US	4.74%			
VERALTO CORP	US	4.62%			
CLEAN HARBORS INC	US	4.61%			
CASELLA WASTE SYSTEMS INC	US	4.34%			
Subtotal		68.48%			
			Worst Performing Components	YTD	1 Day
			PURECYCLE TECHNOLOGIES INC	-14.34%	-6.99%
			XYLEM INC	19.58%	-2.11%
			ADVANCED DRAINAGE SYSTEMS INC	30.19%	-1.42%
			FEDERAL SIGNAL CORP	20.64%	-1.26%
			CORE & MAIN INC-CLASS A	10.17%	-1.23%

Symbols

	Symbol	ISIN	WKN	Sedol	Bloomberg	Reuters	Telekurs
Price Return	MVEVX	DE000SL0RB93	SL0RB9	BL56QB2	MVEVX	.MVEVX	145660765
Total Return Net	MVEVXTR	DE000SL0RCA4	SL0RCA	BL56QC3	MVEVXTR	.MVEVXTR	145660758
Total Return Gross	-	-	-	-	-	-	-

MarketVector™ Global Environmental Services Index

For further information visit www.marketvector.com

Nothing on this factsheet shall be considered a solicitation to buy or an offer to sell a security, or any other product or service, to any person in any jurisdiction where such offer, solicitation, purchase or sale would be unlawful under the laws of such jurisdiction. Neither MarketVector Indexes GmbH nor any of its licensors makes any warranties or representations, express or implied, to the user with respect to any of the data contained herein. The data is provided for informational purposes only, and the Company shall not be responsible or liable for the accuracy, usefulness or availability of any information transmitted or made available through it. The MarketVector™ family of indexes (MarketVector™, Bluestar®, MVIS®) is protected through various intellectual property rights and unfair competition and misappropriation laws. MVIS® is a registered trademark of Van Eck Associates Corporation that has been licensed to MarketVector Indexes GmbH. MarketVector™ and MarketVector Indexes™ are pending trademarks of Van Eck Associates Corporation. BlueStar®, BlueStar Indexes®, BIGI® and BIGITech® are trademarks of MarketVector Indexes GmbH. You require a licence to launch any product whose performance is linked to the value of a particular MarketVector™ Index and for all use of the MarketVector™ name or name of the MarketVector™ Index in the marketing of the product.