

MarketVector™ Global Video Gaming & eSports ESG Index

The MarketVector™ Global Video Gaming & eSports ESG Index (MVESPG) provides targeted exposure to the global video gaming and eSports segment taking ESG factors into consideration.

Key Features



	All Time High/Low	52-Week High/Low
Total Return Net Index	1,003.23/572.28	944.96/715.03

Size and Liquidity Requirements

Full MCap of at least 150 mln USD. Three month average-daily-trading volume of at least 1 mln USD at a review and also at the previous two reviews. At least 250,000 shares traded per month over the last six months at a review and also at the previous two reviews.

Pure-Play

Companies have to generate at least 50% revenues from video gaming & eSports.

Diversification

Company weightings are capped at 8%.

Review

Quarterly.

Index Data

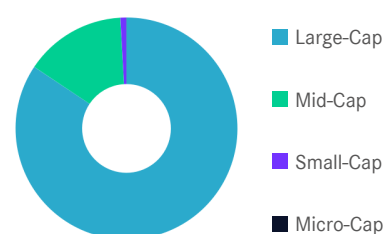
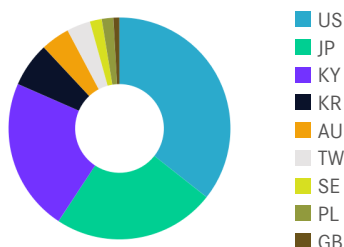
INDEX PARAMETERS				FUNDAMENTALS*		ANNUALISED PERFORMANCE*	
Launch Date	22 Jul 2022	Components	25	Price/Earnings Trailing	50.04	1 Month	-2.12%
Type	Sector	Volatility (250 days)	17.31	Price/Book	3.19	1 Year	18.81%
Currency	USD	Full MCap bn USD	1,022.66	Price/Sales	3.27	3 Years	-
Base Date	31 Dec 2021	Float MCap bn USD	701.86	Price/Cash Flow	19.06	5 Years	-
Base Value	1,000.00	Correlation* (250 days)	0.83	Dividend Yield	0.91	7 Years	-3.89%

* BlueStar Global Online Gambling, Video Gaming and eSports Index * as of 31 Mar 2024

* Total Return Net Index

Country and Size Weightings

Country	Count	Weight
United States	7	35.63%
Japan	6	23.64%
Cayman Islands	4	22.29%
South Korea	3	6.49%
Australia	1	4.21%
Taiwan	1	3.44%
Sweden	1	1.73%
Poland	1	1.68%
United Kingdom	1	0.88%

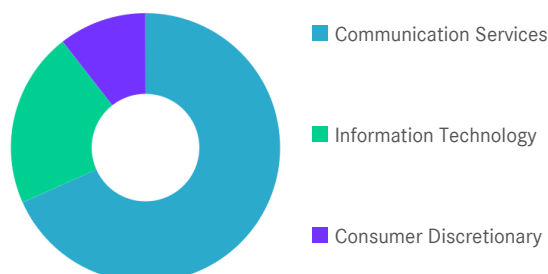


Size	Count	Weight
Large-Cap (> 6 bn)	16	84.37%
Mid-Cap (1.5 bn - 6 bn)	8	14.75%
Small-Cap (0.2 bn - 1.5 bn)	1	0.88%
Micro-Cap (0.0 bn - 0.2 bn)	0	0.00%

MarketVector™ Global Video Gaming & eSports ESG Index

Sector Weightings

Sector	Count	Weight
Communication Services	17	68.32%
Information Technology	5	21.13%
Consumer Discretionary	3	10.55%



Index Components

Top Components by Weight	Country	Weight	Best Performing Components	YTD	1 Day
TENCENT HOLDINGS LTD	KY	9.05%	NETEASE INC-ADR	9.07%	3.76%
NETEASE INC-ADR	KY	6.93%	UNITY SOFTWARE INC	-33.77%	3.32%
ADVANCED MICRO DEVICES	US	6.61%	ROBLOX CORP	-14.50%	2.28%
NINTENDO CO LTD	JP	6.18%	ARISTOCRAT LEISURE LTD	0.20%	2.13%
ELECTRONIC ARTS INC	US	5.90%	SEA LTD	40.79%	1.86%
APPROVIN CORP	US	5.60%			
ROBLOX CORP	US	5.50%			
TAKE-TWO INTERACTIVE SOFTWARE INC	US	5.48%			
UNITY SOFTWARE INC	US	4.59%			
SEA LTD	KY	4.42%			
BANDAI NAMCO HOLDINGS INC	JP	4.38%			
ARISTOCRAT LEISURE LTD	AU	4.21%			
Subtotal		68.84%			

Worst Performing Components	YTD	1 Day
APPROVIN CORP	92.02%	-1.96%
SQUARE ENIX HOLDINGS CO LTD ORD	3.30%	-1.13%
KEYWORDS STUDIOS PLC	-28.75%	-1.02%
CAPCOM CO LTD	11.09%	-1.01%
KRAFTON INC	18.82%	-0.73%

Symbols

	Symbol	ISIN	WKN	Sedol	Bloomberg	Reuters	Telekurs
Price Index	MVESPG	DE000SLOGNX6	SLOGNX	BN79Y53	MVESPG	.MVESPG	120579680
Total Return Net	MVESPGTR	DE000SLOGNY4	SLOGNY	BN79Y64	MVESPGTR	.MVESPGTR	120579689
Total Return Gross	-	-	-	-	-	-	-

For further information visit www.marketvector.com

Nothing on this factsheet shall be considered a solicitation to buy or an offer to sell a security, or any other product or service, to any person in any jurisdiction where such offer, solicitation, purchase or sale would be unlawful under the laws of such jurisdiction. Neither MarketVector Indexes GmbH nor any of its licensors makes any warranties or representations, express or implied, to the user with respect to any of the data contained herein. The data is provided for informational purposes only, and the Company shall not be responsible or liable for the accuracy, usefulness or availability of any information transmitted or made available through it. The MarketVector™ family of indexes (MarketVector™, BlueStar®, MVIS®) is protected through various intellectual property rights and unfair competition and misappropriation laws. MVIS® is a registered trademark of Van Eck Associates Corporation that has been licensed to MarketVector Indexes GmbH. MarketVector™ and MarketVector Indexes™ are pending trademarks of Van Eck Associates Corporation. BlueStar®, BlueStar Indexes®, BIGI® and BIGITech® are trademarks of MarketVector Indexes GmbH. You require a licence to launch any product whose performance is linked to the value of a particular MarketVector™ Index and for all use of the MarketVector™ name or name of the MarketVector™ Index in the marketing of the product.