

# MVIS® Digital India Index

The MVIS® Digital India Index (MVDIND) tracks the performance of the largest and most liquid digital companies in India. The index is a modified market cap-weighted index and includes pure-play exposure to Indian companies operating in the fields of technology, telecommunications, and internet applications. MVDIND covers at least 90% of the investable universe.

## Key Features



**All Time High/Low**      **52-Week High/Low**

**Total Return Net Index**    2,713.57/711.47      2,713.57/1,792.56

### Size and Liquidity Requirements

Full MCap of at least 150 mln USD. Three month average-daily-trading volume of at least 1 mln USD at a review and also at the previous two reviews. At least 250,000 shares traded per month over the last six months at a review and also at the previous two reviews.

### Pure-Play

Index includes non-local companies.

### Diversification

Company weightings are capped at 8%.

### Review

Quarterly.

## Index Data

### INDEX PARAMETERS

<b>Launch Date</b>	28 Dec 2021	<b>Components</b>	34
<b>Type</b>	Sector	<b>Volatility</b> (250 days)	23.00
<b>Currency</b>	USD	<b>Full MCap</b> bn USD	695.72
<b>Base Date</b>	31 Dec 2015	<b>Float MCap</b> bn USD	272.23
<b>Base Value</b>	1,000.00	<b>Correlation*</b> (250 days)	0.89

\* MSCI India IMI

### FUNDAMENTALS\*

<b>Price/Earnings Trailing</b>	44.32
<b>Price/Book</b>	5.45
<b>Price/Sales</b>	2.81
<b>Price/Cash Flow</b>	15.45
<b>Dividend Yield</b>	1.39

\* as of 31 Oct 2022

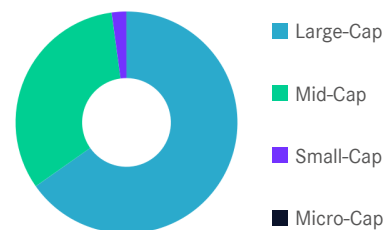
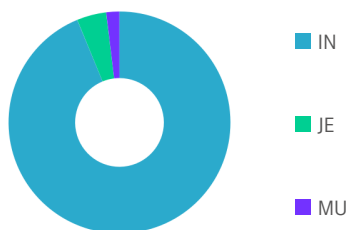
### ANNUALISED PERFORMANCE\*

<b>1 Month</b>	5.37%
<b>1 Year</b>	-21.58%
<b>3 Years</b>	20.62%
<b>5 Years</b>	10.01%
<b>7 Years</b>	10.17%

\* Total Return Net Index

## Country and Size Weightings

Country	Count	Weight
India	32	93.79%
Jersey	1	4.30%
Mauritius	1	1.92%

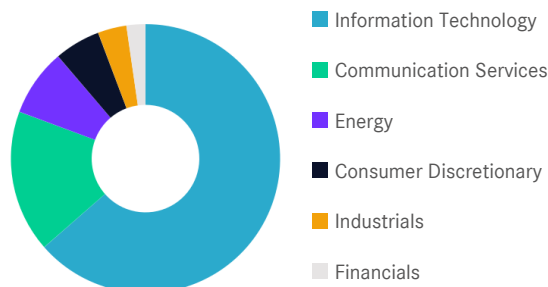


Size	Count	Weight
Large-Cap (> 6 bn)	11	65.25%
Mid-Cap (1.5 bn - 6 bn)	21	32.61%
Small-Cap (0.2 bn - 1.5 bn)	2	2.14%
Micro-Cap (0.0 bn - 0.2 bn)	0	0.00%

## MVIS® Digital India Index

### Sector Weightings

Sector	Count	Weight
Information Technology	18	63.56%
Communication Services	6	17.11%
Energy	1	8.10%
Consumer Discretionary	3	5.52%
Industrials	3	3.46%
Financials	3	2.26%



### Index Components

Top Components by Weight	Country	Weight	Best Performing Components	YTD	1 Day
INFOSYS LTD	IN	8.45%	TANLA PLATFORMS LTD	-60.10%	11.18%
LARSEN & TOUBRO INFOTECH LTD	IN	8.13%	RELIANCE INDS-SPONS GDR 144A	3.31%	3.53%
RELIANCE INDS-SPONS GDR 144A	IN	8.10%	REDINGTON LTD	21.64%	2.98%
TATA CONSULTANCY SVCS LTD	IN	7.32%	CYIENT LTD	-25.90%	1.50%
BHARTI AIRTEL LTD	IN	7.01%	PERSISTENT SYSTEMS LTD	-24.67%	1.38%
HCL TECHNOLOGIES LTD	IN	6.99%			
WIPRO LTD-ADR	IN	5.30%			
TECH MAHINDRA LTD	IN	4.95%	<b>Worst Performing Components</b>	<b>YTD</b>	<b>1 Day</b>
WNS HOLDINGS LTD	JE	4.30%	DELHIVERY LTD	-42.78%	-2.42%
INFO EDGE INDIA LTD	IN	4.10%	PB FINTECH LTD	-56.67%	-1.73%
MPHASIS LTD	IN	3.09%	INDIAN ENERGY EXCHANGE LTD	-46.16%	-1.56%
PERSISTENT SYSTEMS LTD	IN	2.80%	INFOSYS LTD	-21.02%	-1.46%
<b>Subtotal</b>		<b>70.55%</b>	BHARTI AIRTEL LTD	11.95%	-1.07%

### Symbols

	Symbol	ISIN	WKN	Sedol	Bloomberg	Reuters	Telekurs
<b>Price Index</b>	MVDIND	DE000SL0EY26	SL0EY2	BLBLJ01	MVDIND	.MVDIND	115605858
<b>Total Return Net</b>	MVDINDTR	DE000SL0EY34	SL0EY3	BLBLJ12	MVDINDTR	.MVDINDTR	115605860
<b>Total Return Gross</b>	-	-	-	-	-	-	-

For further information visit [www.marketvector.com](http://www.marketvector.com)

Nothing on this factsheet shall be considered a solicitation to buy or an offer to sell a security, or any other product or service, to any person in any jurisdiction where such offer, solicitation, purchase or sale would be unlawful under the laws of such jurisdiction. Neither MarketVector Indexes GmbH nor any of its licensors makes any warranties or representations, express or implied, to the user with respect to any of the data contained herein. The data is provided for informational purposes only, and the Company shall not be responsible or liable for the accuracy, usefulness or availability of any information transmitted or made available through it. The MarketVector™ family of indexes (MarketVector™, BlueStar®, MVIS®) is protected through various intellectual property rights and unfair competition and misappropriation laws. MVIS® is a registered trademark of Van Eck Associates Corporation that has been licensed to MarketVector Indexes GmbH. MarketVector™ and MarketVector Indexes™ are pending trademarks of Van Eck Associates Corporation. BlueStar®, BlueStar Indexes®, BIGI® and BIGITech® are trademarks of MarketVector Indexes GmbH. You require a licence to launch any product whose performance is linked to the value of a particular MarketVector™ Index and for all use of the MarketVector™ name or name of the MarketVector™ Index in the marketing of the product.