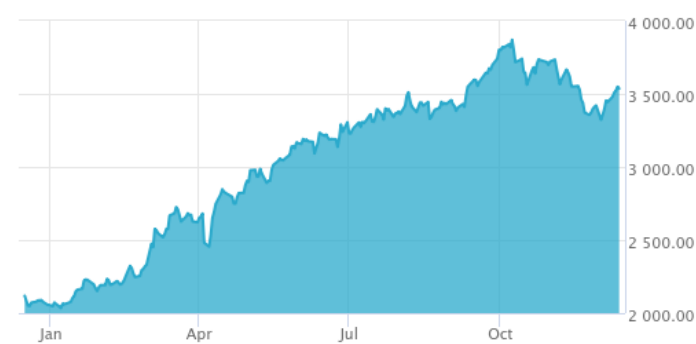


MarketVector™ Global Defense Index

The MarketVector™ Global Defense Index is a thematic index tracking the performance of companies that are involved in serving national defense industries.

Key Features



Index 4,098.83/978.93 4,098.83/2,140.98

Size and Liquidity Requirements

Full MCap of at least 1 bn USD. Three month average-daily-trading volume of at least 1 mln USD at a review and also at the previous two reviews. At least 250,000 shares traded per month over the last six months at a review and also at the previous two reviews.

Pure-Play

Companies must derive at least 50% of revenues from the military or defense industries.

Diversification

Company weightings are capped at 8%.

Review

Quarterly

Index Data

INDEX PARAMETERS

Launch Date	29 Nov 2024	Components	31
Type	Sector	Volatility (250 days)	22.12
Currency	USD	Full MCap bn USD	1,507.60
Base Date	31 Dec 2020	Float MCap bn USD	1,077.28
Base Value	1,000.00	Correlation* (250 days)	0.00

* -

FUNDAMENTALS*

Price/Earnings Trailing	39.42
Price/Book	5.53
Price/Sales	2.73
Price/Cash Flow	25.84
Dividend Yield	1.06

* as of 30 Nov 2025

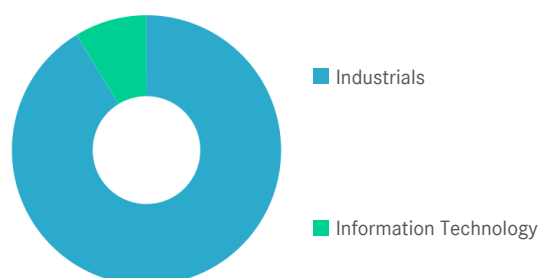
ANNUALISED PERFORMANCE*

1 Month	-2.14%
1 Year	69.87%
3 Years	40.44%
5 Years	-
Since Inception	30.64%

* Total Return Net Index

Sector Weightings

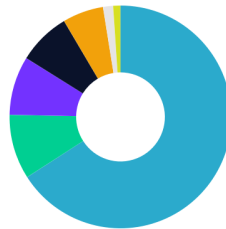
Sector	Count	Weight
Industrials	30	91.31%
Information Technology	1	8.69%



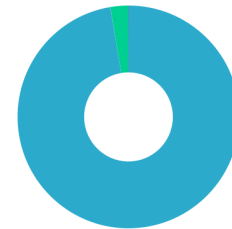
MarketVector™ Global Defense Index

Country and Size Weightings

Country	Count	Weight
United States	20	65.92%
Germany	3	9.38%
United Kingdom	3	8.54%
Sweden	1	7.66%
Israel	1	5.96%
France	2	1.47%
Italy	1	1.05%



US
 DE
 GB
 SE
 IL
 FR
 IT



Large-Cap
 Mid-Cap
 Small-Cap
 Micro-Cap

Size	Count	Weight
Large-Cap (> 6 bn)	28	97.39%
Mid-Cap (1.5 bn - 6 bn)	3	2.61%
Small-Cap (0.2 bn - 1.5 bn)	0	0.00%
Micro-Cap (0.0 bn - 0.2 bn)	0	0.00%

Index Components

Top Components by Weight	Country	Weight	Best Performing Components	YTD	1 Day
RTX CORPORATION	US	9.10%	HENSOLDT AG	141.36%	2.29%
PALANTIR TECHNOLOGIES INC	US	8.69%	NORTHROP GRUMMAN CORP	23.52%	1.74%
L3HARRIS TECHNOLOGIES INC	US	8.22%	LOCKHEED MARTIN CORP	1.76%	1.13%
LOCKHEED MARTIN CORP	US	8.17%	THALES SA	91.88%	1.02%
NORTHROP GRUMMAN CORP	US	7.76%	LEONARDO SPA	113.04%	0.97%
SAAB AB CLASS B	SE	7.66%			
BAE SYSTEMS PLC	GB	7.22%			
RHEINMETALL AG	DE	6.95%			
ELBIT SYSTEMS LTD	IL	5.96%			
BWX TECHNOLOGIES INC	US	5.10%			
CACI INTERNATIONAL INC -CL A	US	3.90%			
HUNTINGTON INGALLS INDUSTRIES	US	3.42%			
Subtotal		82.14%			

Worst Performing Components	YTD	1 Day
BWX TECHNOLOGIES INC	58.35%	-4.55%
AEROVIRONMENT INC	55.31%	-4.30%
CURTISS-WRIGHT CORP	54.05%	-4.17%
PARSONS CORP	-31.35%	-3.89%
KRATOS DEFENSE & SECURITY SOLUTIONS	187.94%	-3.58%

Symbols

	Symbol	ISIN	WKN	Sedol	Bloomberg	Reuters	Telekurs
Price Return	MVDFND	DE000SL0NP42	SL0NP4	BTHXJC9	MVDFND	.MVDFND	140179863
Total Return Net	MVDFNDTR	DE000SL0NP59	SL0NP5	BTHXJD0	MVDFNDTR	.MVDFNDTR	140179842
Total Return Gross	-	-	-	-	-	-	-

MarketVector™ Global Defense Index

For further information visit www.marketvector.com

Nothing on this factsheet shall be considered a solicitation to buy or an offer to sell a security, or any other product or service, to any person in any jurisdiction where such offer, solicitation, purchase or sale would be unlawful under the laws of such jurisdiction. Neither MarketVector Indexes GmbH nor any of its licensors makes any warranties or representations, express or implied, to the user with respect to any of the data contained herein. The data is provided for informational purposes only, and the Company shall not be responsible or liable for the accuracy, usefulness or availability of any information transmitted or made available through it. The MarketVector™ family of indexes (MarketVector™, Bluestar®, MVIS®) is protected through various intellectual property rights and unfair competition and misappropriation laws. MVIS® is a registered trademark of Van Eck Associates Corporation that has been licensed to MarketVector Indexes GmbH. MarketVector™ and MarketVector Indexes™ are pending trademarks of Van Eck Associates Corporation. BlueStar®, BlueStar Indexes®, BIGI® and BIGITech® are trademarks of MarketVector Indexes GmbH. You require a licence to launch any product whose performance is linked to the value of a particular MarketVector™ Index and for all use of the MarketVector™ name or name of the MarketVector™ Index in the marketing of the product.