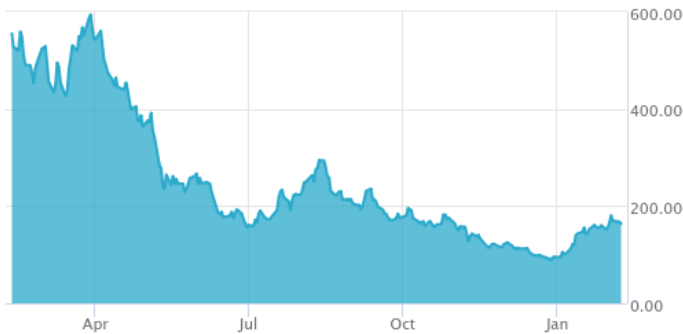


# MVIS® Global Digital Assets Equity Index

The MVIS® Global Digital Assets Equity Index (MVDAPP) tracks the performance of the largest and most liquid companies in the digital assets industry. This is a modified market cap-weighted index, and only includes companies that generate at least 50% of their revenue from digital asset services and products, such as exchanges, payment gateways, mining operations, software services, equipment and technology, digital asset infrastructure, or the facilitation of commerce with the use of digital assets. MVDAPP covers at least 90% of the investable universe.

## Key Features



	All Time High/Low	52-Week High/Low
<b>Total Return Net Index</b>	1,246.11/89.07	594.23/89.07

### Size and Liquidity Requirements

Full MCap of at least 150 mln USD. Three month average-daily-trading volume of at least 1 mln USD at a review and also at the previous two reviews. At least 250,000 shares traded per month over the last six months at a review and also at the previous two reviews.

### Pure-Play

Companies have to generate at least 50% revenues from digital assets or related industries.

### Diversification

Company weightings are capped at 8%.

### Review

Quarterly.

## Index Data

### INDEX PARAMETERS

<b>Launch Date</b>	08 Mar 2021	<b>Components</b>	20
<b>Type</b>	Sector	<b>Volatility</b> (250 days)	82.92
<b>Currency</b>	USD	<b>Full MCap</b> bn USD	66.43
<b>Base Date</b>	26 Feb 2021	<b>Float MCap</b> bn USD	56.09
<b>Base Value</b>	1,000.00	<b>Correlation*</b> (250 days)	0.16

\* FactSet Global Fintech Index

### FUNDAMENTALS\*

<b>Price/Earnings Trailing</b>	-1.01
<b>Price/Book</b>	0.56
<b>Price/Sales</b>	0.96
<b>Price/Cash Flow</b>	2.03
<b>Dividend Yield</b>	0.03

\* as of 31 Jan 2023

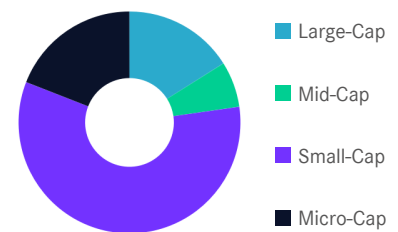
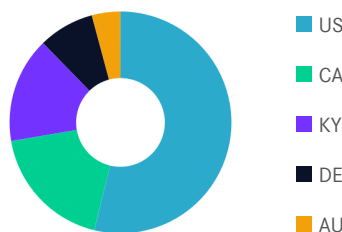
### ANNUALISED PERFORMANCE\*

<b>1 Month</b>	60.53%
<b>1 Year</b>	-69.22%
<b>3 Years</b>	-
<b>5 Years</b>	-
<b>7 Years</b>	-60.48%

\* Total Return Net Index

## Country and Size Weightings

Country	Count	Weight
United States	10	53.81%
Canada	3	18.50%
Cayman Islands	4	15.38%
Germany	2	8.16%
Australia	1	4.16%

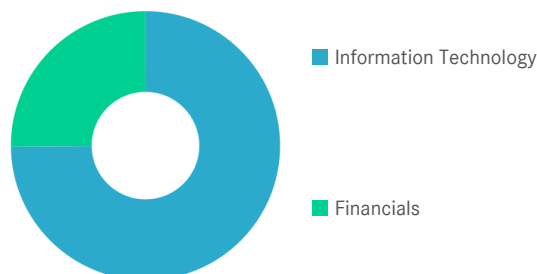


Size	Count	Weight
Large-Cap (> 6 bn)	2	16.08%
Mid-Cap (1.5 bn - 6 bn)	1	6.66%
Small-Cap (0.2 bn - 1.5 bn)	11	58.19%
Micro-Cap (0.0 bn - 0.2 bn)	6	19.07%

# MVIS® Global Digital Assets Equity Index

## Sector Weightings

Sector	Count	Weight
Information Technology	14	74.89%
Financials	6	25.11%



## Index Components

Top Components by Weight	Country	Weight	Best Performing Components	YTD	1 Day
COINBASE GLOBAL INC -CLASS A	US	8.99%	NORTHERN DATA AG	75.54%	7.80%
BLOCK INC	US	7.09%	APPLIED BLOCKCHAIN INC	85.33%	2.71%
RIOT BLOCKCHAIN INC	US	6.70%	TERAWULF INC	6.45%	1.50%
MICROSTRATEGY INC-CL A	US	6.66%	GALAXY DIGITAL HOLDINGS LTD	42.88%	0.74%
BITFARMS LTD/CANADA	CA	6.65%	HIVE BLOCKCHAIN TECHNOLOGIES	147.92%	-0.83%
APPLIED BLOCKCHAIN INC	US	6.40%			
HUT 8 MINING CORP	CA	6.09%			
HIVE BLOCKCHAIN TECHNOLOGIES	CA	5.76%	<b>Worst Performing Components</b>	<b>YTD</b>	<b>1 Day</b>
CLEANSARK INC	US	5.54%	BC TECHNOLOGY GROUP LTD	13.45%	-9.67%
NORTHERN DATA AG	DE	4.78%	BIT DIGITAL INC	125.00%	-8.78%
MARATHON DIGITAL HOLDINGS INC	US	4.66%	SILVERGATE CAPITAL CORP	-0.06%	-5.80%
BIT DIGITAL INC	KY	4.45%	BAKKT HOLDINGS INC	46.22%	-4.92%
<b>Subtotal</b>		73.78%	MARATHON DIGITAL HOLDINGS INC	99.12%	-4.08%

## Symbols

	Symbol	ISIN	WKN	Sedol	Bloomberg	Reuters	Telekurs
<b>Price Index</b>	MVDAPP	DE000SL0C6U6	SL0C6U	BMV3670	MVDAPP	.MVDAPP	110355581
<b>Total Return Net</b>	MVDAPPTR	DE000SL0C6V4	SL0C6V	BMV3681	MVDAPPTR	.MVDAPPTR	110355582
<b>Total Return Gross</b>	-	-	-	-	-	-	-

For further information visit [www.marketvector.com](http://www.marketvector.com)

Nothing on this factsheet shall be considered a solicitation to buy or an offer to sell a security, or any other product or service, to any person in any jurisdiction where such offer, solicitation, purchase or sale would be unlawful under the laws of such jurisdiction. Neither MarketVector Indexes GmbH nor any of its licensors makes any warranties or representations, express or implied, to the user with respect to any of the data contained herein. The data is provided for informational purposes only, and the Company shall not be responsible or liable for the accuracy, usefulness or availability of any information transmitted or made available through it. The MarketVector™ family of indexes (MarketVector™, Bluestar®, MVIS®) is protected through various intellectual property rights and unfair competition and misappropriation laws. MVIS® is a registered trademark of Van Eck Associates Corporation that has been licensed to MarketVector Indexes GmbH. MarketVector™ and MarketVector Indexes™ are pending trademarks of Van Eck Associates Corporation. BlueStar®, BlueStar Indexes®, BIGI® and BIGITech® are trademarks of MarketVector Indexes GmbH. You require a licence to launch any product whose performance is linked to the value of a particular MarketVector™ Index and for all use of the MarketVector™ name or name of the MarketVector™ Index in the marketing of the product.