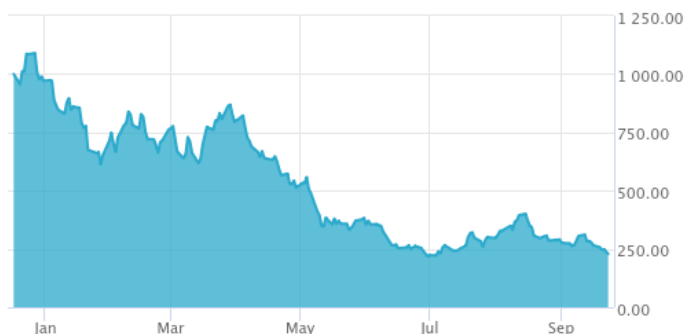


MVIS® Global Digital Assets Mining Index

The MVIS® Global Digital Assets Mining Index (MVDAM) of the global digital asset mining segment. This is a modified market cap-weighted index, and only includes companies that generate at least 50% of their revenue from digital assets mining activities or mining related hardware, software or services, or projects that have the potential to generate at least 50% of their revenues from digital assets mining when developed. MVDAM covers at least 90% of the investable universe.

Key Features



All Time High/Low **52-Week High/Low**

Total Return Net Index 1,090.17/218.21 -/-

Size and Liquidity Requirements

Full MCap of at least 150 mln USD. Three month average-daily-trading volume of at least 1 mln USD at a review and also at the previous two reviews. At least 250,000 shares traded per month over the last six months at a review and also at the previous two reviews.

Pure-Play

Companies have to generate at least 50% of revenue from digital asset mining (or be active in the DA industry).

Diversification

Company weightings are capped at 10%.

Review

Quarterly.

Index Data

INDEX PARAMETERS

Launch Date	28 Dec 2021	Components	25
Type	Sector	Volatility (250 days)	73.20
Currency	USD	Full MCap bn USD	49.63
Base Date	17 Dec 2021	Float MCap bn USD	41.55
Base Value	1,000.00	Correlation* (250 days)	0.99

* MVIS Global Digital Assets Equity Index

FUNDAMENTALS*

Price/Earnings Trailing	-4.45
Price/Book	0.94
Price/Sales	0.96
Price/Cash Flow	4.06
Dividend Yield	0.00

* as of 31 Aug 2022

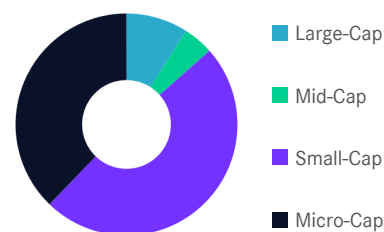
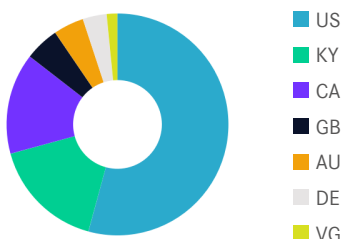
ANNUALISED PERFORMANCE*

1 Month	-23.98%
1 Year	-
3 Years	-
5 Years	-
7 Years	-85.48%

* Total Return Net Index

Country and Size Weightings

Country	Count	Weight
United States	13	54.23%
Cayman Islands	5	16.53%
Canada	3	14.73%
United Kingdom	1	5.02%
Australia	1	4.43%
Germany	1	3.50%
British Virgin Islands	1	1.56%

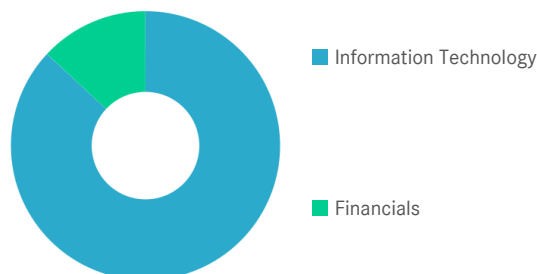


Size	Count	Weight
Large-Cap (> 6 bn)	2	9.05%
Mid-Cap (1.5 bn - 6 bn)	1	4.40%
Small-Cap (0.2 bn - 1.5 bn)	11	48.77%
Micro-Cap (0.0 bn - 0.2 bn)	11	37.79%

MVIS® Global Digital Assets Mining Index

Sector Weightings

Sector	Count	Weight
Information Technology	20	86.95%
Financials	5	13.05%



Index Components

Top Components by Weight	Country	Weight	Best Performing Components	YTD	1 Day
RIOT BLOCKCHAIN INC	US	7.12%	CANAAN INC	-40.58%	0.66%
MARATHON DIGITAL HOLDINGS INC	US	6.32%	BLOCK INC	-65.16%	0.61%
CANAAN INC	KY	5.61%	NORTHERN DATA AG	-87.38%	0.47%
HUT 8 MINING CORP	CA	5.18%	RIOT BLOCKCHAIN INC	-71.65%	-0.16%
ARGO BLOCKCHAIN PLC	GB	5.02%	TERAWULF INC	-92.62%	-0.89%
TERAWULF INC	US	4.97%			
HIVE BLOCKCHAIN TECHNOLOGIES	CA	4.89%			
COINBASE GLOBAL INC -CLASS A	US	4.72%			
BITFARMS LTD/CANADA	CA	4.67%			
CIPHER MINING INC	US	4.50%			
IRIS ENERGY LTD	AU	4.43%			
SILVERGATE CAPITAL CORP	US	4.40%			
Subtotal		61.81%			

Worst Performing Components	YTD	1 Day
MARATHON DIGITAL HOLDINGS INC	-71.18%	-9.98%
APPLIED BLOCKCHAIN INC	-93.68%	-9.66%
IRIS ENERGY LTD	-77.30%	-9.16%
GALAXY DIGITAL HOLDINGS LTD	-75.25%	-8.99%
CIPHER MINING INC	-72.14%	-8.51%

Symbols

	Symbol	ISIN	WKN	Sedol	Bloomberg	Reuters	Telekurs
Price Index	MVDAM	DE000SL0EZL0	SL0EZL	BMD1VX3	MVDAM	.MVDAM	115699703
Total Return Net	MVDAMTR	DE000SL0EZM8	SL0EZM	BMD1VZ5	MVDAMTR	.MVDAMTR	115699708
Total Return Gross	-	-	-	-	-	-	-

For further information visit www.marketvector.com

Nothing on this factsheet shall be considered a solicitation to buy or an offer to sell a security, or any other product or service, to any person in any jurisdiction where such offer, solicitation, purchase or sale would be unlawful under the laws of such jurisdiction. Neither MarketVector Indexes GmbH nor any of its licensors makes any warranties or representations, express or implied, to the user with respect to any of the data contained herein. The data is provided for informational purposes only, and the Company shall not be responsible or liable for the accuracy, usefulness or availability of any information transmitted or made available through it. The MarketVector™ family of indexes (MarketVector™, BlueStar®, MVIS®) is protected through various intellectual property rights and unfair competition and misappropriation laws. MVIS® is a registered trademark of Van Eck Associates Corporation that has been licensed to MarketVector Indexes GmbH. MarketVector™ and MarketVector Indexes™ are pending trademarks of Van Eck Associates Corporation. BlueStar®, BlueStar Indexes®, BIGI® and BIGITech® are trademarks of MarketVector Indexes GmbH. You require a licence to launch any product whose performance is linked to the value of a particular MarketVector™ Index and for all use of the MarketVector™ name or name of the MarketVector™ Index in the marketing of the product.