

MVIS® Colombia Index

The MVIS® Colombia Index (MVCOLX) tracks the performance of the largest and most liquid companies in Colombia. The index is a modified market cap-weighted index, and it also includes non-local companies incorporated outside Colombia that generate at least 50% of their revenues in Chile. MVCOLX covers at least 90% of the investable universe.

Key Features



	All Time High/Low	52-Week High/Low
Total Return Net Index	2,745.92/473.10	1,376.59/830.61

Size and Liquidity Requirements

Full MCap of at least 150 mln USD. Three month average-daily-trading volume of at least 1 mln USD at a review and also at the previous two reviews. At least 250,000 shares traded per month over the last six months at a review and also at the previous two reviews.

Pure-Play

Index includes non-local companies.

Diversification

Company weightings are capped at 8%.

Review

Quarterly.

Index Data

INDEX PARAMETERS

Launch Date	10 Mar 2011	Components	20
Type	Country	Volatility (250 days)	25.74
Currency	USD	Full MCap bn USD	58.19
Base Date	28 Dec 2007	Float MCap bn USD	17.92
Base Value	1,000.00	Correlation* (250 days)	0.82

* MSCI Colombia IMI

FUNDAMENTALS*

Price/Earnings Trailing	4.61
Price/Book	0.84
Price/Sales	0.61
Price/Cash Flow	3.23
Dividend Yield	6.40

* as of 31 Dec 2022

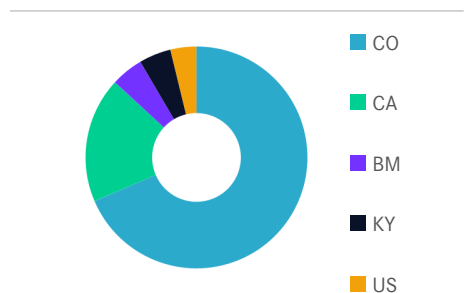
ANNUALISED PERFORMANCE*

1 Month	3.81%
1 Year	-19.43%
3 Years	-8.85%
5 Years	-8.35%
7 Years	-0.44%

* Total Return Net Index

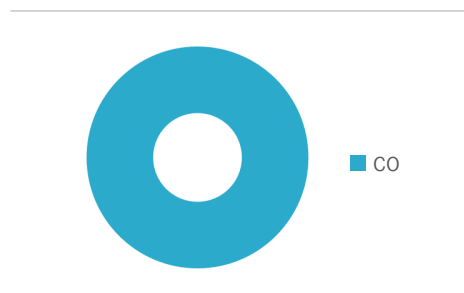
Country and Size Weightings

COUNTRY WEIGHTINGS EXCL. NON-LOCAL*



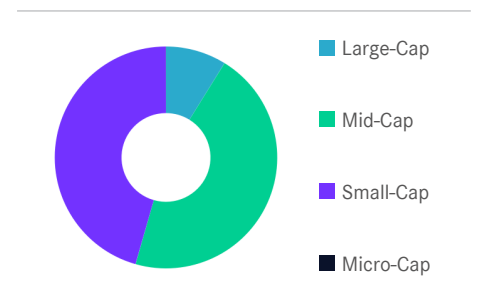
Country	Count	Weight
Colombia	13	68.56%
Canada	4	18.30%
Bermuda	1	4.69%
Cayman Islands	1	4.67%
United States	1	3.78%

COUNTRY WEIGHTINGS INCL. NON-LOCAL*



Country	Non-Local	Count	Weight
Colombia	7	20	100.00%

SIZE WEIGHTINGS



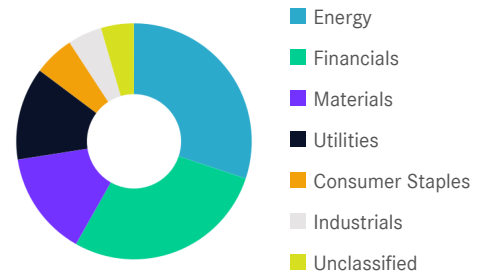
Size	Count	Weight
Large-Cap (> 6 bn)	1	8.83%
Mid-Cap (1.5 bn - 6 bn)	8	45.60%
Small-Cap (0.2 bn - 1.5 bn)	11	45.56%
Micro-Cap (0.0 bn - 0.2 bn)	0	0.00%

*Companies incorporated outside of a certain region or country that generate at least 50.00% of their revenues (or, where applicable, have at least 50.00% of their assets) in that region or country.

MVIS® Colombia Index

Sector Weightings

Sector	Count	Weight	Count*	Weight*	Difference
Energy	6	30.10%	1	12.88%	17.22%
Financials	5	28.10%	5	40.98%	-12.89%
Materials	3	14.32%	2	12.87%	1.45%
Utilities	3	12.72%	3	18.56%	-5.84%
Consumer Staples	1	5.55%	1	8.10%	-2.55%
Industrials	1	4.67%	0	0.00%	4.67%
Unclassified	1	4.53%	1	6.61%	-2.08%



* represent hypothetical values obtained excluding non-local components

Index Components

Top Components by Weight	Non-Local	Country	Weight	Best Performing Components	YTD	1 Day
ECOPETROL SA-SPONSORED ADR	-	CO	8.83%	ARIS MINING CORP	39.16%	0.59%
BANCOLOMBIA S.A.-SPONS ADR	-	CO	8.49%	INTERCONEXION ELECTRICA SA	-1.13%	-0.35%
INTERCONEXION ELECTRICA SA	-	CO	6.44%	FRONTERA ENERGY CORP	1.90%	-0.48%
GRUPO DE INVERSIONES SURAMERICANA SA	-	CO	6.40%	TECNOGLASS INC	8.71%	-0.92%
GRUPO NUTRESA SA	-	CO	5.55%	ECOPETROL SA-SPONSORED ADR	6.21%	-1.42%
ARIS MINING CORP	Y	CA	5.50%			
PAREX RESOURCES INC	Y	CA	5.33%			
FRONTERA ENERGY CORP	Y	CA	5.29%	Worst Performing Components	YTD	1 Day
GRUPO ARGOS SA	-	CO	5.07%	BANCO DE BOGOTA SA ORD	-0.38%	-6.48%
BANCO DE BOGOTA SA ORD	-	CO	4.97%	CORP FINANCIERA COLOMBIANA	11.91%	-5.28%
GEOPARK LTD	Y	BM	4.69%	GRUPO ENERGIA BOGOTA SA ESP	-2.42%	-4.19%
TECNOGLASS INC	Y	KY	4.67%	GRUPO DE INVERSIONES SURAMERICANA SA	-3.07%	-4.10%
Subtotal			71.24%	GEOPARK LTD	-0.71%	-3.76%

Symbols

	Symbol	ISIN	WKN	Sedol	Bloomberg	Reuters	Telekurs
Price Index	MVCOLX	DE000SLA0CP7	SLA0CP	B5V03C6	MVCOLX	.MVCOLX	12678105
Total Return Net	MVCOLXTR	DE000SLA0CT9	SLA0CT	B4VVWQ9	MVCOLXTR	.MVCOLXTR	12678097
Total Return Gross	-	-	-	-	-	-	-

For further information visit www.marketvector.com

Nothing on this factsheet shall be considered a solicitation to buy or an offer to sell a security, or any other product or service, to any person in any jurisdiction where such offer, solicitation, purchase or sale would be unlawful under the laws of such jurisdiction. Neither MarketVector Indexes GmbH nor any of its licensors makes any warranties or representations, express or implied, to the user with respect to any of the data contained herein. The data is provided for informational purposes only, and the Company shall not be responsible or liable for the accuracy, usefulness or availability of any information transmitted or made available through it. The MarketVector™ family of indexes (MarketVector™, BlueStar®, MVIS®) is protected through various intellectual property rights and unfair competition and misappropriation laws. MVIS® is a registered trademark of Van Eck Associates Corporation that has been licensed to MarketVector Indexes GmbH. MarketVector™ and MarketVector Indexes™ are pending trademarks of Van Eck Associates Corporation. BlueStar®, BlueStar Indexes®, BIGI® and BIGITech® are trademarks of MarketVector Indexes GmbH. You require a licence to launch any product whose performance is linked to the value of a particular MarketVector™ Index and for all use of the MarketVector™ name or name of the MarketVector™ Index in the marketing of the product.