

MVIS® Chile Index

The MVIS® Chile Index (MVCHL) tracks the performance of the largest and most liquid companies in Chile. The index is a modified market cap-weighted index, and it also includes non-local companies incorporated outside Chile that generate at least 50% of their revenues in Chile. MVCHL covers at least 90% of the investable universe.

Key Features



	All Time High/Low	52-Week High/Low
Total Return Net Index	2,879.21/806.52	1,473.37/1,040.21

Size and Liquidity Requirements

Full MCap of at least 150 mIn USD. Three month average-daily-trading volume of at least 1 mIn USD at a review and also at the previous two reviews. At least 250,000 shares traded per month over the last six months at a review and also at the previous two reviews.

Pure-Play

Index includes non-local companies.

Diversification

Company weightings are capped at 8%.

Review

Quarterly.

Index Data

INDEX PARAMETERS

Launch Date	14 Jul 2010	Components	25
Type	Country	Volatility (250 days)	28.54
Currency	USD	Full MCap bn USD	137.85
Base Date	30 Dec 2004	Float MCap bn USD	60.49
Base Value	1,000.00	Correlation* (250 days)	0.94

* MSCI Chile IMI

FUNDAMENTALS*

Price/Earnings Trailing	4.89
Price/Book	0.88
Price/Sales	0.77
Price/Cash Flow	4.75
Dividend Yield	7.88

* as of 31 Dec 2022

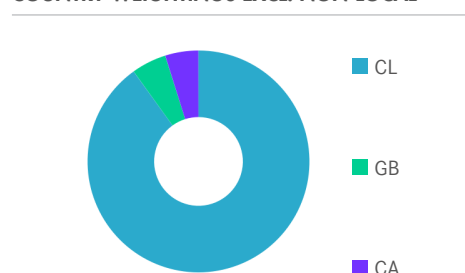
ANNUALISED PERFORMANCE*

1 Month	6.39%
1 Year	5.78%
3 Years	0.28%
5 Years	-10.04%
7 Years	1.87%

* Total Return Net Index

Country and Size Weightings

COUNTRY WEIGHTINGS EXCL. NON-LOCAL*



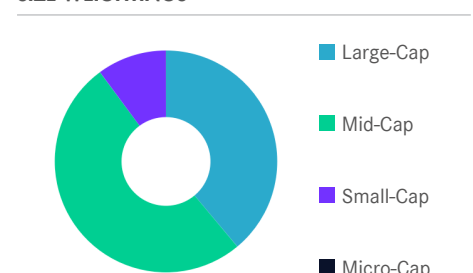
Country	Count	Weight
Chile	23	90.06%
United Kingdom	1	5.10%
Canada	1	4.84%

COUNTRY WEIGHTINGS INCL. NON-LOCAL*



Country	Non-Local	Count	Weight
Chile	2	25	100.00%

SIZE WEIGHTINGS



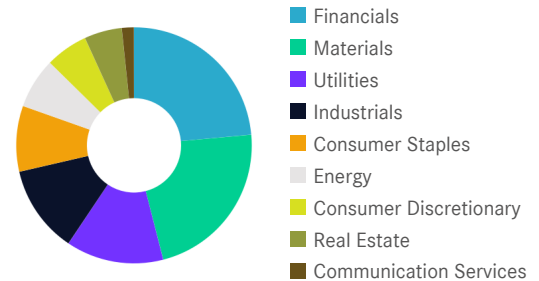
Size	Count	Weight
Large-Cap (> 6 bn)	6	38.92%
Mid-Cap (1.5 bn - 6 bn)	14	50.96%
Small-Cap (0.2 bn - 1.5 bn)	5	10.12%
Micro-Cap (0.0 bn - 0.2 bn)	0	0.00%

* Companies incorporated outside of a certain region or country that generate at least 50.00% of their revenues (or, where applicable, have at least 50.00% of their assets) in that region or country.

MVIS® Chile Index

Sector Weightings

Sector	Count	Weight	Count*	Weight*	Difference
Financials	6	23.57%	6	26.17%	-2.60%
Materials	4	22.44%	2	13.88%	8.56%
Utilities	4	13.40%	4	14.88%	-1.48%
Industrials	3	12.00%	3	13.32%	-1.32%
Consumer Staples	3	9.01%	3	10.00%	-0.99%
Energy	1	6.91%	1	7.68%	-0.76%
Consumer Discretionary	1	5.82%	1	6.46%	-0.64%
Real Estate	2	5.18%	2	5.75%	-0.57%
Communication Services	1	1.66%	1	1.85%	-0.18%



* represent hypothetical values obtained excluding non-local components

Index Components

Top Components by Weight	Non-Local	Country	Weight	Best Performing Components	YTD	1 Day
BANCO DE CHILE-ADR	-	CL	8.05%	QUINENCO SA ORD	3.40%	1.45%
QUIMICA Y MINERA CHIL-SP ADR	-	CL	7.30%	EMPRESA NACIONAL DE TELECOM	7.75%	1.33%
EMPRESAS COPEC SA	-	CL	6.91%	QUIMICA Y MINERA CHIL-SP ADR	19.80%	1.10%
ENEL AMERICAS SA	-	CL	5.87%	COMPANIA SUDAMERICANA DE VAPORES SA	11.71%	0.90%
S.A.C.I. FALABELLA	-	CL	5.82%	S.A.C.I. FALABELLA	18.95%	0.18%
BANCO SANTANDER-CHILE-ADR	-	CL	5.69%			
EMPRESAS CMPC SA	-	CL	5.21%			
ANTOFAGASTA PLC	Y	GB	5.10%	Worst Performing Components	YTD	1 Day
CENCOSUD SA	-	CL	4.85%	COLBUN SA	8.53%	-3.60%
LUNDIN MINING CORP	Y	CA	4.84%	EMPRESAS CMPC SA	1.83%	-3.18%
COMPANIA SUDAMERICANA DE VAPORES SA	-	CL	4.58%	PARQUE ARAUCO S.A.	1.07%	-2.78%
BANCO DE CREDITO E INVERSION	-	CL	4.51%	SOCIEDAD DE INVERSIONES ORO BLANCO S	19.20%	-2.61%
Subtotal			68.73%	ENEL AMERICAS SA	-1.71%	-2.01%

Symbols

	Symbol	ISIN	WKN	Sedol	Bloomberg	Reuters	Telekurs
Price Index	MVCHL	DE000A1DKPB5	A1DKPB	B53V372	MVCHL	.MVCHL	11543382
Total Return Net	MVCHLTR	DE000A1DKPC3	A1DKPC	B53XVZ2	MVCHLTR	.MVCHLTR	11543396
Total Return Gross	-	-	-	-	-	-	-

For further information visit www.marketvector.com

Nothing on this factsheet shall be considered a solicitation to buy or an offer to sell a security, or any other product or service, to any person in any jurisdiction where such offer, solicitation, purchase or sale would be unlawful under the laws of such jurisdiction. Neither MarketVector Indexes GmbH nor any of its licensors makes any warranties or representations, express or implied, to the user with respect to any of the data contained herein. The data is provided for informational purposes only, and the Company shall not be responsible or liable for the accuracy, usefulness or availability of any information transmitted or made available through it. The MarketVector™ family of indexes (MarketVector™, BlueStar®, MVIS®) is protected through various intellectual property rights and unfair competition and misappropriation laws. MVIS® is a registered trademark of Van Eck Associates Corporation that has been licensed to MarketVector Indexes GmbH. MarketVector™ and MarketVector Indexes™ are pending trademarks of Van Eck Associates Corporation. BlueStar®, BlueStar Indexes®, BIGI® and BIGITech® are trademarks of MarketVector Indexes GmbH. You require a licence to launch any product whose performance is linked to the value of a particular MarketVector™ Index and for all use of the MarketVector™ name or name of the MarketVector™ Index in the marketing of the product.