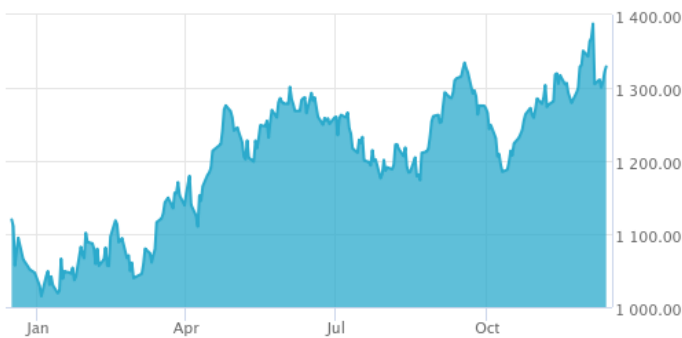


## MarketVector™ Brazil Small-Cap Value (BRL) Index

The MarketVector™ Brazil Small-Cap Value Index provides exposure to small-cap Brazilian companies. Companies are selected and weighted based on value-focused fundamental factors.

### Key Features



<b>All Time High/Low</b>	<b>52-Week High/Low</b>
2,601.26/386.58	2,083.22/1,468.57

#### Size and Liquidity Requirements

Full MCap of at least 150 mln USD. Three month average-daily-trading volume of at least 1 mln USD at a review and also at the previous two reviews. At least 250,000 shares traded per month over the last six months at a review and also at the previous two reviews.

#### Pure-Play

Index includes non-local companies.

#### Diversification

Companies are weighted using value-focused fundamental factors.

#### Review

Semi-annual in March and September.

### Index Data

INDEX PARAMETERS				FUNDAMENTALS*		ANNUALISED PERFORMANCE*	
<b>Launch Date</b>	05 Jul 2022	<b>Components</b>	44	<b>Price/Earnings Trailing</b>	-30.70	<b>1 Month</b>	1.53%
<b>Type</b>	Country	<b>Volatility (250 days)</b>	22.46	<b>Price/Book</b>	1.20	<b>1 Year</b>	22.28%
<b>Currency</b>	BRL	<b>Full MCap bn USD</b>	217.54	<b>Price/Sales</b>	0.27	<b>3 Years</b>	6.57%
<b>Base Date</b>	31 Dec 2013	<b>Float MCap bn USD</b>	105.77	<b>Price/Cash Flow</b>	2.19	<b>5 Years</b>	-1.82%
<b>Base Value</b>	1,000.00	<b>Correlation* (250 days)</b>	0.83	<b>Dividend Yield</b>	4.50	<b>Since Inception</b>	5.95%

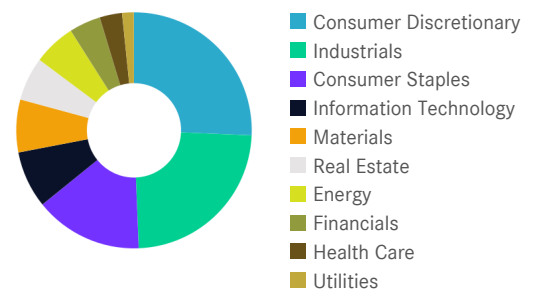
\* MVIS Brazil Index

\* as of 30 Nov 2025

\* Total Return Net Index

### Sector Weightings

Sector	Count	Weight	Count*	Weight*	Difference
Consumer Discretionary	14	25.68%	14	25.68%	-0.00%
Industrials	11	23.68%	11	23.68%	-0.00%
Consumer Staples	5	14.82%	5	14.82%	-0.00%
Information Technology	2	7.81%	2	7.81%	-0.00%
Materials	3	7.23%	3	7.23%	-0.00%
Real Estate	3	5.96%	3	5.96%	-0.00%
Energy	1	5.80%	1	5.80%	-0.00%
Financials	2	4.32%	2	4.32%	0.00%
Health Care	2	3.09%	2	3.09%	0.00%
Utilities	1	1.61%	1	1.61%	0.00%



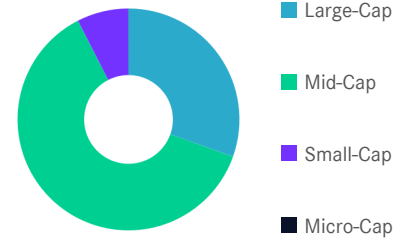
\* represent hypothetical values obtained excluding non-local components

# MarketVector™ Brazil Small-Cap Value (BRL) Index

## Country and Size Weightings

**COUNTRY WEIGHTINGS EXCL. NON-LOCAL\***

**COUNTRY WEIGHTINGS INCL. NON-LOCAL\***

**SIZE WEIGHTINGS**


Country	Count	Weight
Brazil	44	100.00%

Country	Non-Local	Count	Weight
Brazil	0	44	100.00%

Size	Count	Weight
Large-Cap ( > 6 bn)	14	30.45%
Mid-Cap (1.5 bn - 6 bn)	28	62.01%
Small-Cap (0.2 bn - 1.5 bn)	2	7.54%
Micro-Cap (0.0 bn - 0.2 bn)	0	0.00%

\*Companies incorporated outside of a certain region or country that generate at least 50.00% of their revenues (or, where applicable, have at least 50.00% of their assets) in that region or country.

## Index Components

Top Components by Weight	Non-Local	Country	Weight	Best Performing Components	YTD	1 Day
MINERVA SA	-	BR	8.67%	GUARARAPES CONFECOES SA	103.87%	3.33%
LOCAWEB SERVICOS DE INTERNET	-	BR	6.05%	VIVARA PARTICIPACOES SA	116.59%	3.27%
RAIZEN SA - PREFERENCE	-	BR	5.80%	MAGAZINE LUIZA SA	78.46%	2.85%
ORIZON VALORIZACAO DE RESIDU	-	BR	5.45%	SAO MARTINHO SA	-23.81%	2.46%
COMPANHIA BRASILEIRA DE ALUM	-	BR	3.27%	CURY CONSTRUTORA E INCORPORA	158.78%	2.07%
KEPLER WEBER SA	-	BR	2.70%			
BANCO PAN SA	-	BR	2.54%			
MOVIDA PARTICIPACOES SA	-	BR	2.50%			
IGUATEMI SA	-	BR	2.32%			
USINAS SIDER MINAS GER-PF A	-	BR	2.20%			
DIRECIONAL ENGENHARIA SA	-	BR	2.18%			
MAHLE-METAL LEVE SA	-	BR	2.17%			
<b>Subtotal</b>			45.83%			
				<b>Worst Performing Components</b>	<b>YTD</b>	<b>1 Day</b>
				RANDON SA IMPLEMENTOS E PARTICIPAOE	-31.21%	-4.36%
				MAHLE-METAL LEVE SA	54.79%	-2.14%
				MINERVA SA	52.59%	-1.96%
				IOCHPE MAXION SA	7.46%	-1.43%
				RAIZEN SA - PREFERENCE	-55.12%	-1.34%

## MarketVector™ Brazil Small-Cap Value (BRL) Index

### Symbols

	Symbol	ISIN	WKN	Sedol	Bloomberg	Reuters	Telekurs
<b>Price Return</b>	MVBRSV	DE000SL0F9V5	SL0F9V	BPW93P5	MVBRSV	.MVBRSV	120091857
<b>Total Return Net</b>	MVBRSVTR	DE000SL0F9W3	SL0F9W	BPW93R7	MVBRSVTR	.MVBRSVTR	120091859
<b>Total Return Gross</b>	-	-	-	-	-	-	-

For further information visit [www.marketvector.com](http://www.marketvector.com)

Nothing on this factsheet shall be considered a solicitation to buy or an offer to sell a security, or any other product or service, to any person in any jurisdiction where such offer, solicitation, purchase or sale would be unlawful under the laws of such jurisdiction. Neither MarketVector Indexes GmbH nor any of its licensors makes any warranties or representations, express or implied, to the user with respect to any of the data contained herein. The data is provided for informational purposes only, and the Company shall not be responsible or liable for the accuracy, usefulness or availability of any information transmitted or made available through it. The MarketVector™ family of indexes (MarketVector™, BlueStar®, MVIS®) is protected through various intellectual property rights and unfair competition and misappropriation laws. MVIS® is a registered trademark of Van Eck Associates Corporation that has been licensed to MarketVector Indexes GmbH. MarketVector™ and MarketVector Indexes™ are pending trademarks of Van Eck Associates Corporation. BlueStar®, BlueStar Indexes®, BIGI® and BIGITech® are trademarks of MarketVector Indexes GmbH. You require a licence to launch any product whose performance is linked to the value of a particular MarketVector™ Index and for all use of the MarketVector™ name or name of the MarketVector™ Index in the marketing of the product.