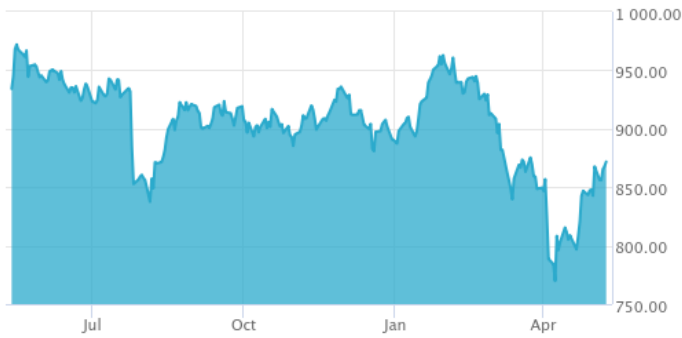


MVIS® Global Bionic Healthcare ESG Index

The MVIS® Global Bionic Healthcare ESG Index (MVBION) tracks the performance of the largest and most liquid companies in medical/dental or vision-related implants, bioprinting, or prosthesis. MVBION covers at least 90% of the investable universe.

Key Features



Index 1,230.98/705.47 971.97/769.90

Size and Liquidity Requirements

Full MCap of at least 150 mIn USD. Three month average-daily-trading volume of at least 1 mln USD at a review and also at the previous two reviews. At least 250,000 shares traded per month over the last six months at a review and also at the previous two reviews.

Pure-Play

Companies have to generate at least 50% revenues from bionic healthcare.

Diversification

Company weightings are capped at 10%.

Review

Quarterly.

Index Data

INDEX PARAMETERS

Launch Date	09 Feb 2022	Components	25
Type	Sector	Volatility (250 days)	17.40
Currency	USD	Full MCap bn USD	481.86
Base Date	31 Dec 2020	Float MCap bn USD	367.58
Base Value	1,000.00	Correlation* (250 days)	0.66

* iSTOXX Global Breakthrough Healthcare

FUNDAMENTALS*

Price/Earnings Trailing	456.37
Price/Book	3.95
Price/Sales	3.90
Price/Cash Flow	21.94
Dividend Yield	0.78

* as of 30 Apr 2025


ANNUALISED PERFORMANCE*

1 Month	7.86%
1 Year	-7.97%
3 Years	1.73%
5 Years	-
Since Inception	-3.10%

* Total Return Net Index

Sector Weightings

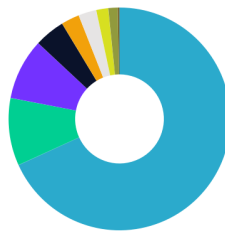
Sector	Count	Weight
Health Care	25	100.00%



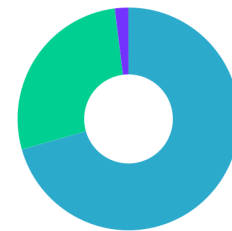
MVIS® Global Bionic Healthcare ESG Index

Country and Size Weightings

Country	Count	Weight
United States	16	68.21%
Switzerland	2	9.82%
Ireland	1	8.88%
Australia	1	4.45%
United Kingdom	1	2.65%
Italy	1	2.61%
Cayman Islands	1	1.76%
Denmark	1	1.38%
Sweden	1	0.23%



- US
- CH
- IE
- AU
- GB
- IT
- KY
- DK
- SE



- Large-Cap
- Mid-Cap
- Small-Cap
- Micro-Cap

Size	Count	Weight
Large-Cap (> 6 bn)	12	70.58%
Mid-Cap (1.5 bn - 6 bn)	10	27.43%
Small-Cap (0.2 bn - 1.5 bn)	3	1.98%
Micro-Cap (0.0 bn - 0.2 bn)	0	0.00%

Index Components

Top Components by Weight	Country	Weight	Best Performing Components	YTD	1 Day
EDWARDS LIFESCIENCES CORP	US	10.47%	INSULET CORP	19.00%	20.88%
STRYKER CORP	US	10.19%	TRANSMEDICS GROUP INC	78.83%	19.64%
MEDTRONIC PLC	IE	8.88%	SONOVA HOLDING AG	-3.29%	3.17%
DEXCOM INC	US	8.76%	XVIVO PERFUSION AB	-27.19%	2.85%
INSULET CORP	US	5.92%	DEMANT A/S	2.84%	2.63%
ZIMMER BIOMET HOLDINGS INC	US	5.14%			
STRAUMANN HOLDING AG	CH	4.95%			
SONOVA HOLDING AG	CH	4.87%			
COCHLEAR LTD	AU	4.45%			
TRANSMEDICS GROUP INC	US	4.12%			
ALPHATEC HOLDINGS INC	US	3.02%			
GLOBUS MEDICAL INC	US	2.91%			
Subtotal		73.69%			
			Worst Performing Components	YTD	1 Day
			GLOBUS MEDICAL INC	-32.51%	-22.96%
			MIMEDX GROUP INC	-26.72%	-4.99%
			ALPHATEC HOLDINGS INC	33.01%	-4.16%
			AMPLIFON SPA	-18.11%	-2.35%
			LEMAITRE VASCULAR INC	-12.67%	-1.52%

Symbols

	Symbol	ISIN	WKN	Sedol	Bloomberg	Reuters	Telekurs
Price Return	MVBION	DE000SLOFCS1	SLOFCS	BPLFDV0	MVBION	.MVBION	116569127
Total Return Net	MVBIONTR	DE000SLOFCT9	SLOFCT	BPLFDW1	MVBIONTR	.MVBIONTR	116571666
Total Return Gross	-	-	-	-	-	-	-

MVIS® Global Bionic Healthcare ESG Index

For further information visit www.marketvector.com

Nothing on this factsheet shall be considered a solicitation to buy or an offer to sell a security, or any other product or service, to any person in any jurisdiction where such offer, solicitation, purchase or sale would be unlawful under the laws of such jurisdiction. Neither MarketVector Indexes GmbH nor any of its licensors makes any warranties or representations, express or implied, to the user with respect to any of the data contained herein. The data is provided for informational purposes only, and the Company shall not be responsible or liable for the accuracy, usefulness or availability of any information transmitted or made available through it. The MarketVector™ family of indexes (MarketVector™, Bluestar®, MVIS®) is protected through various intellectual property rights and unfair competition and misappropriation laws. MVIS® is a registered trademark of Van Eck Associates Corporation that has been licensed to MarketVector Indexes GmbH. MarketVector™ and MarketVector Indexes™ are pending trademarks of Van Eck Associates Corporation. BlueStar®, BlueStar Indexes®, BIGI® and BIGITech® are trademarks of MarketVector Indexes GmbH. You require a licence to launch any product whose performance is linked to the value of a particular MarketVector™ Index and for all use of the MarketVector™ name or name of the MarketVector™ Index in the marketing of the product.