

## MCM-BlueStar® Israel Bonds Index

The MCM-BlueStar® Israel Bonds Index tracks the performance of USD- and shekel- denominated bonds issued by the Israeli government or Israeli corporations according to a methodology that was developed in partnership with Migdal Capital Markets ('MCM').

### Key Features


**All Time High/Low**
**52-Week High/Low**

Index	All Time High/Low	52-Week High/Low
	1,060.27/840.43	964.99/840.43

#### Amount Outstanding

At least 100 mln USD or 250 mln ILS and trade in denominations of 10,000 USD.

#### Maturity

A minimum of 15 years TTM for corporate bonds, 30 years for government bonds.

#### Weighting Cap

5% on constituent level, 7.5% on issuer level and 25% for securities issued by Israeli government or government related entities.

#### Review

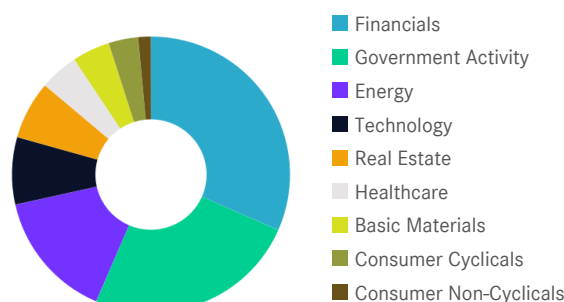
Monthly.

### Index Data

INDEX PARAMETERS		DESCRIPTIVES		PERFORMANCE	
Launch Date	11 Sep 2023	Average Yield to Maturity	5.84	1 Day	0.09%
Type	Bond	Average Modified Duration	5.55	MTD	-0.19%
Currency	USD	Average Years to Maturity	8.35	3MTD	-2.13%
Base Date/Base Value	29 Jun 2022 / 1,000.00	Average Coupon	4.17	YTD	-3.92%
Components	35	Yield to Worst	5.84	Absolute	Annualised
Market Value bn USD	0.00	Current Yield	4.54		
				1 Year	-4.56%
				3 Years	-
				5 Years	-
				7 Years	-4.73%

### Sector Weightings

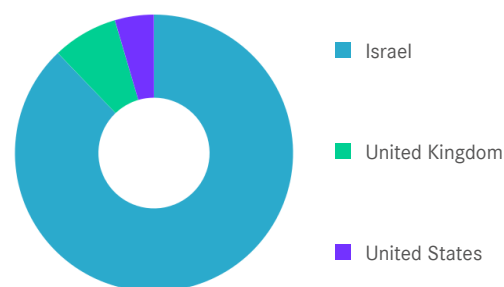
Sector	Count	Weight
Financials	8	31.59%
Government Activity	10	24.87%
Energy	7	15.04%
Technology	2	7.88%
Real Estate	3	6.82%
Healthcare	1	4.50%
Basic Materials	1	4.38%
Consumer Cyclicals	2	3.43%
Consumer Non-Cyclicals	1	1.49%



## MCM-BlueStar® Israel Bonds Index

### Country Weightings

Country	Count	Weight
Israel	30	87.86%
United Kingdom	4	7.61%
United States	1	4.54%



### Index Components

Top Components by Weight	Coupon	Maturity	Country	Weight	Credit Rating	Count	Weight
AMDOCS LIMITED	2.54%	15 Jun 2030	US	4.54%	High Yield	7	17.24%
BANK HAPOALIM B.M.	2.50%	09 Dec 2031	IL	4.51%	Investment Grade	12	33.78%
TEVA PHARMACEUTICAL FINANCE CO	6.15%	01 Feb 2036	US	4.50%	Not rated	16	48.97%
DISCOUNT MANPIKIM LTD.	2.68%	05 Dec 2030	IL	4.50%			
B COMMUNICATIONS LTD.	3.65%	30 Nov 2026	IL	4.50%			
MIZRAHI TEFAHOT ISSUING CO. LT	2.98%	07 Jun 2025	IL	4.44%			
ICL GROUP LTD.	6.38%	31 May 2038	IL	4.38%			
CLALBIT FINANCE LTD.	2.64%	31 Mar 2033	IL	4.36%			
GOVERNMENT OF ISRAEL	5.50%	12 Mar 2034	IL	4.24%			
MIGDAL INSURANCE FUNDS RAISING	2.63%	31 Dec 2030	IL	4.22%			
GOVERNMENT OF ISRAEL	5.75%	12 Mar 2054	IL	4.01%			
BEZEQ THE ISRAEL TELECOMMUNICA	3.65%	01 Dec 2025	IL	3.34%			
<b>Subtotal</b>				51.54%			

Maturity Breakdown	Count	Weight
0 - 3 Years	8	21.73%
3 - 5 Years	6	11.88%
5 - 7 Years	7	21.24%
7 - 10 Years	6	21.29%
10 - 15 Years	4	13.94%
15 - 20 Years	1	2.02%
20+ Years	3	7.90%

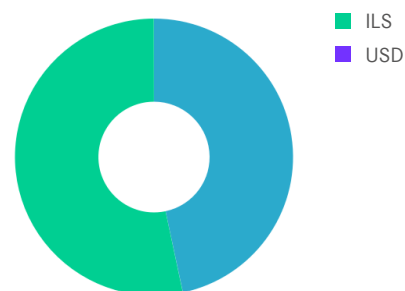
### Symbols

	Symbol	ISIN	WKN	Sedol	Bloomberg	Reuters	Telekurs
Price	MBILB	DE000SL0DHM8	SL0DHM	BR85265	MBILB	.MBILB	129411157
Total Return Net	MBILBTR	DE000SL0DSH5	SL0DSH	BKPLVN7	MBILBTR	.MBILBTR	130323907
Total Return Gross	MBILBTRG	DE000SL0DSC6	SL0DSC	BR85287	MBILBTRG	.MBILBTRG	129411162

# MCM-BlueStar® Israel Bonds Index

## Currency Weightings

Country	Count	Weight
ILS	15	46.67%
USD	20	53.33%



For further information visit [www.marketvector.com](http://www.marketvector.com)

Nothing on this factsheet shall be considered a solicitation to buy or an offer to sell a security, or any other product or service, to any person in any jurisdiction where such offer, solicitation, purchase or sale would be unlawful under the laws of such jurisdiction. Neither MarketVector Indexes GmbH nor any of its licensors makes any warranties or representations, express or implied, to the user with respect to any of the data contained herein. The data is provided for informational purposes only, and the Company shall not be responsible or liable for the accuracy, usefulness or availability of any information transmitted or made available through it. The MarketVector™ family of indexes (MarketVector™, Bluestar®, MVIS®) is protected through various intellectual property rights and unfair competition and misappropriation laws. MVIS® is a registered trademark of Van Eck Associates Corporation that has been licensed to MarketVector Indexes GmbH. MarketVector™ and MarketVector Indexes™ are pending trademarks of Van Eck Associates Corporation. BlueStar®, BlueStar Indexes®, BIGI® and BIGITech® are trademarks of MarketVector Indexes GmbH. You require a licence to launch any product whose performance is linked to the value of a particular MarketVector™ Index and for all use of the MarketVector™ name or name of the MarketVector™ Index in the marketing of the product.