

BlueStar® Global Online Gambling, Video Gaming and eSports Index

The BlueStar® Global Online Gambling, Video Gaming, and eSports Index (BVGOG) tracks the performance of the largest and most liquid companies involved in the online gambling, video gaming and eSports industries. This is a modified market cap-weighted index, and only includes companies that generate at least 50% of their revenue from online gambling, video gaming and/or eSports. BVGOG covers at least 90% of the investable universe of each the online gambling and video gaming/eSports segments.

Key Features



	All Time High/Low	52-Week High/Low
Total Return Net Index	116.60/57.26	87.72/68.31

Size and Liquidity Requirements

Full MCap of at least 150 mln USD. Three months average-daily-trading volume of at least 1 mln USD at a review and also at the previous two reviews. At least 250,000 shares traded per month over the last six months at a review and also at the previous two reviews.

Universe

Companies have to generate at least 50% revenues from online gambling, video gaming and esports segments.

Diversification

Company weightings are capped at 8%.

Review

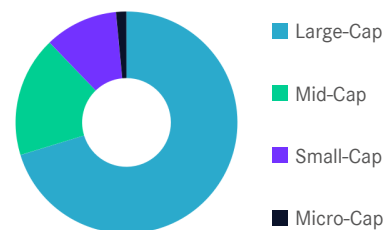
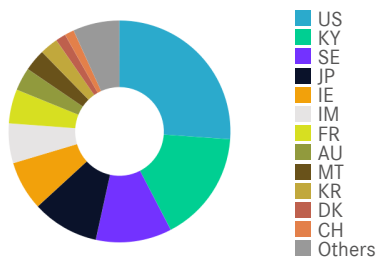
Quarterly.

Index Data

INDEX PARAMETERS				FUNDAMENTALS*		ANNUALISED PERFORMANCE*	
Launch Date	25 Mar 2022	Components	47	Price/Earnings Trailing	-141.33	1 Month	-5.75%
Type	Sector	Volatility (250 days)	17.28	Price/Book	3.02	1 Year	2.22%
Currency	USD	Full MCap bn USD	1,061.80	Price/Sales	2.14	3 Years	-10.42%
Base Date	31 Dec 2020	Float MCap bn USD	724.84	Price/Cash Flow	13.17	5 Years	-
Base Value	100.00	Correlation* (250 days)	0.83	Dividend Yield	1.34	7 Years	-6.23%
* MVIS Global Video Gaming & eSports Index				* as of 31 Mar 2024		* Total Return Net Index	

Country and Size Weightings

Country	Count	Weight
United States	12	26.13%
Cayman Islands	4	16.24%
Sweden	3	11.07%
Japan	6	9.76%
Ireland	1	7.19%
Isle of Man	2	5.77%
France	2	4.98%
Australia	3	3.37%
Malta	3	3.20%
South Korea	2	2.66%
Denmark	1	1.47%
Switzerland	1	1.38%
Others	7	6.78%

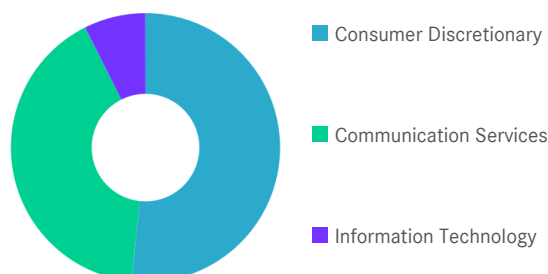


Size	Count	Weight
Large-Cap (> 6 bn)	21	70.26%
Mid-Cap (1.5 bn - 6 bn)	13	17.54%
Small-Cap (0.2 bn - 1.5 bn)	10	10.68%
Micro-Cap (0.0 bn - 0.2 bn)	3	1.52%

BlueStar® Global Online Gambling, Video Gaming and eSports Index

Sector Weightings

Sector	Count	Weight
Consumer Discretionary	22	51.69%
Communication Services	20	40.90%
Information Technology	5	7.41%



Index Components

Top Components by Weight	Country	Weight	Best Performing Components	YTD	1 Day
TENCENT HOLDINGS LTD	KY	9.42%	888 HOLDINGS PLC	-14.61%	4.72%
DRAFTKINGS INC	US	8.33%	RANK GROUP PLC	-3.77%	4.12%
EVOLUTION AB	SE	7.78%	BALLY'S CORP	4.02%	3.57%
FLUTTER ENTERTAINMENT PLC	IE	7.19%	SUPER GROUP SGHC LTD	-2.21%	1.64%
ENTAIN PLC	IM	3.84%	ENTAIN PLC	-16.90%	1.50%
LA FRANCAISE DES JEUX SAEM	FR	3.72%			
NETEASE INC-ADR	KY	3.42%			
NINTENDO CO LTD	JP	3.20%			
ELECTRONIC ARTS INC	US	2.76%			
ADVANCED MICRO DEVICES	US	2.22%			
TAKE-TWO INTERACTIVE SOFTWARE INC	US	2.18%			
ROBLOX CORP	US	2.10%			
Subtotal		56.16%			
			Worst Performing Components	YTD	1 Day
			ADVANCED MICRO DEVICES	-0.52%	-5.44%
			CAPCOM CO LTD	0.25%	-4.90%
			MICRO-STAR INTERNATIONAL CO LTD	-28.76%	-4.86%
			NEXON CO. LTD	-17.24%	-4.19%
			KONAMI GROUP CORP	12.80%	-3.60%

Symbols

	Symbol	ISIN	WKN	Sedol	Bloomberg	Reuters	Telekurs
Price Index	BVGOG	DE000SL0FFF1	SL0FFF	BMFT5B1	BVGOG	.BVGOG	117779218
Total Return Net	BVGOGNTR	DE000SL0FFG9	SL0FFG	BMFT5C2	BVGOGNTR	.BVGOGNTR	117779221
Total Return Gross	BVGOGTR	DE000SL0FFH7	SL0FFH	BMFT5D3	BVGOGTR	.BVGOGTR	117779223

For further information visit www.marketvector.com

Nothing on this factsheet shall be considered a solicitation to buy or an offer to sell a security, or any other product or service, to any person in any jurisdiction where such offer, solicitation, purchase or sale would be unlawful under the laws of such jurisdiction. Neither MarketVector Indexes GmbH nor any of its licensors makes any warranties or representations, express or implied, to the user with respect to any of the data contained herein. The data is provided for informational purposes only, and the Company shall not be responsible or liable for the accuracy, usefulness or availability of any information transmitted or made available through it. The MarketVector™ family of indexes (MarketVector™, BlueStar®, MVIS®) is protected through various intellectual property rights and unfair competition and misappropriation laws. MVIS® is a registered trademark of Van Eck Associates Corporation that has been licensed to MarketVector Indexes GmbH. MarketVector™ and MarketVector Indexes™ are pending trademarks of Van Eck Associates Corporation. BlueStar®, BlueStar Indexes®, BIGI® and BIGITech® are trademarks of MarketVector Indexes GmbH. You require a licence to launch any product whose performance is linked to the value of a particular MarketVector™ Index and for all use of the MarketVector™ name or name of the MarketVector™ Index in the marketing of the product.