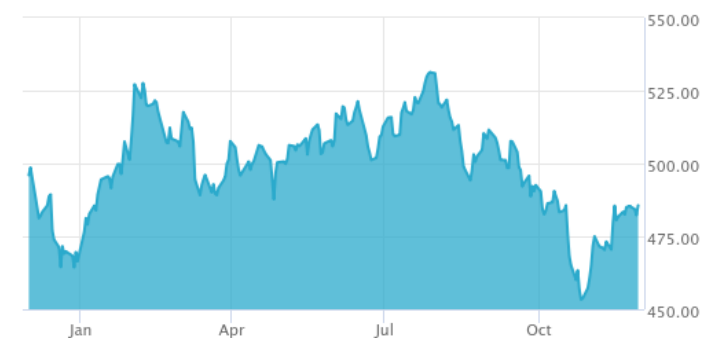


BlueStar® Global Logistics Benchmark Index

The tiered equal weight index tracks the performance of globally-listed companies that derive at least 50% of their revenue or operating asset value from products and services related to the logistics industry. The pure-play index contains only companies which are engaged primarily in: third party logistics services, parcel delivery and express courier services including e-commerce companies with integrated logistics, logistics or warehouse real estate, logistics software, or logistics and warehouse automation equipment.

Key Features



	All Time High/Low	52-Week High/Low
Total Return Net Index	635.75/42.70	531.29/453.33

Size and Liquidity Requirements

Float-adjusted MCap of at least 2b USD (500m USD for logistics technology components). Three month average-daily-trading volume of at least 1 mln USD at a review and also at the previous two reviews. At least 250,000 shares traded per month over the last six months at a review and also at the previous two reviews.

Universe

Companies have to generate at least 50% of revenues from logistics.

Diversification

Companies are weighted according to a tiered equal weight strategy.

Review

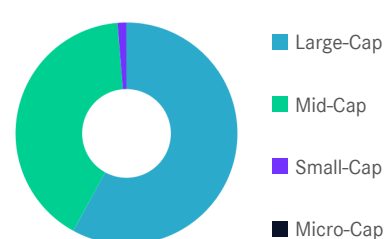
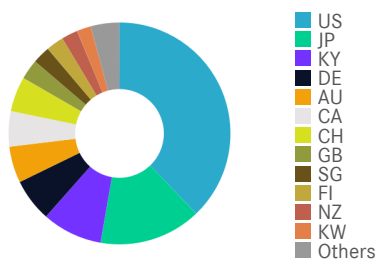
Semi-annual in June and December.

Index Data

INDEX PARAMETERS				FUNDAMENTALS*		ANNUALISED PERFORMANCE*	
Launch Date	23 Oct 2020	Components	55	Price/Earnings Trailing	28.77	1 Month	7.03%
Type	Sector	Volatility (250 days)	12.73	Price/Book	1.82	1 Year	-0.32%
Currency	EUR	Full MCap bn USD	2,221.79	Price/Sales	1.07	3 Years	0.32%
Base Date	29 Dec 2006	Float MCap bn USD	1,675.55	Price/Cash Flow	9.08	5 Years	9.13%
Base Value	100.00	Correlation* (250 days)	0.99	Dividend Yield	2.43	7 Years	9.79%
* BlueStar Global Logistics Index				* as of 31 Oct 2023		* Total Return Net Index	

Country and Size Weightings

Country	Count	Weight
United States	19	37.86%
Japan	8	14.87%
Cayman Islands	4	8.80%
Germany	3	6.26%
Australia	3	5.31%
Canada	4	5.14%
Switzerland	3	5.08%
United Kingdom	2	2.91%
Singapore	2	2.59%
Finland	2	2.55%
New Zealand	1	2.38%
Kuwait	1	2.06%
Others	3	4.17%

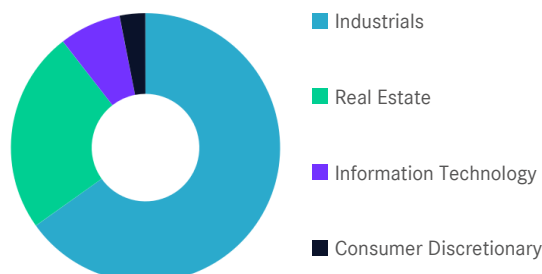


Size	Count	Weight
Large-Cap (> 6 bn)	27	57.97%
Mid-Cap (1.5 bn - 6 bn)	27	40.73%
Small-Cap (0.2 bn - 1.5 bn)	1	1.30%
Micro-Cap (0.0 bn - 0.2 bn)	0	0.00%

BlueStar® Global Logistics Benchmark Index

Sector Weightings

Sector	Count	Weight
Industrials	29	65.16%
Real Estate	19	24.33%
Information Technology	5	7.42%
Consumer Discretionary	2	3.09%



Index Components

Top Components by Weight	Country	Weight	Best Performing Components	YTD	1 Day
FEDEX CORP	US	3.92%	KARDEX HOLDING	44.73%	5.06%
DHL GROUP	DE	3.62%	AUTOSTORE HOLDINGS LTD	-13.89%	4.91%
SG HOLDINGS CO LTD	JP	3.37%	CARGOTEC OYJ CLASS B	18.73%	4.28%
YAMATO HDG.	JP	3.36%	FRASERS LOGISTICS & COMMERCIAL	1.36%	3.73%
RYDER SYSTEM INC	US	3.09%	JUNGHEINRICH AG PREF	17.89%	3.20%
UNITED PARCEL SERVICE-CL B	US	3.08%			
ZTO EXPRESS CAYMAN INC	KY	2.84%			
FULL TRUCK ALLIANCE -SPN ADR	KY	2.79%			
KUEHNE & NAGEL INTERNATIONAL AG	CH	2.56%			
HUNT J B TRANS SVCS INC	US	2.52%			
EXPEDITORS INTL WASH INC	US	2.48%			
QUBE HOLDINGS LTD	AU	2.44%			
Subtotal		36.06%			
			Worst Performing Components	YTD	1 Day
			ALIBABA GROUP HOLDING-SP ADR	-15.23%	-2.70%
			SPS COMMERCE INC	33.53%	-1.73%
			QUBE HOLDINGS LTD	2.77%	-1.33%
			JD LOGISTICS INC	-35.84%	-1.11%
			C H ROBINSON WORLDWIDE INC	-9.19%	-1.00%

Symbols

	Symbol	ISIN	WKN	Sedol	Bloomberg	Reuters	Telekurs
Price Index	BLOGT	DE000SL0FUP9	SL0FUR	BQ0GRZ3	BLOGT	.BLOGT	118655362
Total Return Net	BLOGTNTR	DE000SL0A113	SL0A11	BMGR570	BLOGTNTR	.BLOGTNTR	56586682
Total Return Gross	-	-	-	-	-	-	-

For further information visit www.marketvector.com

Nothing on this factsheet shall be considered a solicitation to buy or an offer to sell a security, or any other product or service, to any person in any jurisdiction where such offer, solicitation, purchase or sale would be unlawful under the laws of such jurisdiction. Neither MarketVector Indexes GmbH nor any of its licensors makes any warranties or representations, express or implied, to the user with respect to any of the data contained herein. The data is provided for informational purposes only, and the Company shall not be responsible or liable for the accuracy, usefulness or availability of any information transmitted or made available through it. The MarketVector™ family of indexes (MarketVector™, BlueStar®, MVIS®) is protected through various intellectual property rights and unfair competition and misappropriation laws. MVIS® is a registered trademark of Van Eck Associates Corporation that has been licensed to MarketVector Indexes GmbH. MarketVector™ and MarketVector Indexes™ are pending trademarks of Van Eck Associates Corporation. BlueStar®, BlueStar Indexes®, BIGI® and BIGITech® are trademarks of MarketVector Indexes GmbH. You require a licence to launch any product whose performance is linked to the value of a particular MarketVector™ Index and for all use of the MarketVector™ name or name of the MarketVector™ Index in the marketing of the product.