

BlueStar® Israel Global Technology Index

The BlueStar® Israel Global Technology Index (BGTH) tracks the performance of the largest and most liquid global Israeli technology companies, irrespective of listing venue. The definition of an Israeli company is based on MVIS's proprietary research-driven framework. This is a modified market cap-weighted index, and only includes companies that generate at least 50% of their revenue from a technology industry, such as information technology, biotechnology, defense and security technology, and clean energy technology.

Key Features



All Time High/Low 52-Week High/Low

Total Return Net Index 629.33/62.47 571.54/338.09

Size and Liquidity Requirements

Full MCap of at least 150 mln USD. Three month average-daily-trading volume of at least 1 mln USD at a review and also at the previous two reviews. At least 250,000 shares traded per month over the last six months at a review and also at the previous two reviews.

Pure-Play

Index includes non-local companies.

Diversification

Company weightings are capped at 7.5%.

Review

Semiannual in June and December.

Index Data

INDEX PARAMETERS

Launch Date	31 Jan 2014	Components	66
Type	Sector	Volatility (250 days)	31.82
Currency	USD	Full MCap bn USD	153.42
Base Date	31 Dec 2003	Float MCap bn USD	100.94
Base Value	100.00	Correlation* (250 days)	0.74

* MSCI Daily TR Gross Israel USD

FUNDAMENTALS*

Price/Earnings Trailing	-255.91
Price/Book	3.46
Price/Sales	3.77
Price/Cash Flow	20.72
Dividend Yield	0.40

* as of 31 Aug 2022


ANNUALISED PERFORMANCE*

1 Month	-10.41%
1 Year	-36.73%
3 Years	2.92%
5 Years	7.77%
7 Years	6.91%

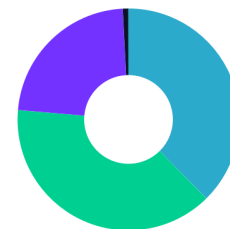
* Total Return Net Index

Country and Size Weightings

Country	Count	Weight
Israel	66	100.00%



IL



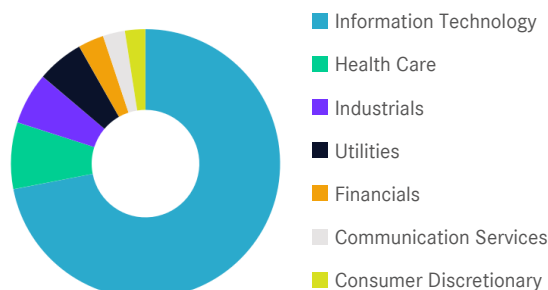
- Large-Cap
- Mid-Cap
- Small-Cap
- Micro-Cap

Size	Count	Weight
Large-Cap (> 6 bn)	6	37.62%
Mid-Cap (1.5 bn - 6 bn)	17	38.75%
Small-Cap (0.2 bn - 1.5 bn)	39	22.79%
Micro-Cap (0.0 bn - 0.2 bn)	4	0.84%

BlueStar® Israel Global Technology Index

Sector Weightings

Sector	Count	Weight
Information Technology	40	71.95%
Health Care	9	8.02%
Industrials	3	6.22%
Utilities	4	5.62%
Financials	2	3.08%
Communication Services	4	2.65%
Consumer Discretionary	4	2.45%



Index Components

Top Components by Weight	Country	Weight	Best Performing Components	YTD	1 Day
NICE LTD	IL	7.77%	ALPHA TAU MEDICAL LTD CL A ORD	-40.43%	10.80%
SOLAREEDGE TECHNOLOGIES INC	US	7.73%	LEMONADE INC	-48.97%	4.37%
AMDOCS LTD	GG	7.44%	CELLEBRITE DI LTD	-46.38%	4.12%
CHECK POINT SOFTWARE TECH L ORD	IL	7.26%	ARBE ROBOTICS LTD	-32.80%	3.31%
CYBERARK SOFTWARE	IL	5.65%	FIVERR INTERNATIONAL LTD	-72.94%	2.81%
ELBIT SYSTEMS LTD	IL	4.32%			
TOWER SEMICONDUCTOR LTD	IL	4.11%			
SENTINELONE INC	US	4.03%			
NOVOCURE LTD	JE	3.11%			
WIX.COM LTD	IL	3.04%			
ORMAT TECHNOLOGIES INC	US	2.88%			
NOVA LTD	IL	2.28%			
Subtotal		59.61%			

Worst Performing Components	YTD	1 Day
REE AUTOMOTIVE LTD - CLASS A	-86.48%	-29.24%
LIVEPERSON INC	-75.20%	-7.61%
PLUS500 LTD	4.09%	-6.08%
Nano-X-Imaging Ltd.	-29.09%	-6.02%
SISRAM MEDICAL LTD	-26.87%	-6.01%

Symbols

	Symbol	ISIN	WKN	Sedol	Bloomberg	Reuters	Telekurs
Price Index	BGTH	DE000A3CLJR0	A3CLJR	BLNPN32	BGTH	.BGTH	57061586
Total Return Net	BGTHNTR	DE000A3CLJS8	A3CLJS	BLNPN43	BGTHNTR	.BGTHNTR	57061587
Total Return Gross	BGTHTR	DE000A3CLJQ2	A3CLJQ	BLNPN21	BGTHTR	.BGTHTR	57061584

For further information visit www.marketvector.com

Nothing on this factsheet shall be considered a solicitation to buy or an offer to sell a security, or any other product or service, to any person in any jurisdiction where such offer, solicitation, purchase or sale would be unlawful under the laws of such jurisdiction. Neither MarketVector Indexes GmbH nor any of its licensors makes any warranties or representations, express or implied, to the user with respect to any of the data contained herein. The data is provided for informational purposes only, and the Company shall not be responsible or liable for the accuracy, usefulness or availability of any information transmitted or made available through it. The MarketVector™ family of indexes (MarketVector™, BlueStar®, MVIS®) is protected through various intellectual property rights and unfair competition and misappropriation laws. MVIS® is a registered trademark of Van Eck Associates Corporation that has been licensed to MarketVector Indexes GmbH. MarketVector™ and MarketVector Indexes™ are pending trademarks of Van Eck Associates Corporation. BlueStar®, BlueStar Indexes®, BIGI® and BIGITech® are trademarks of MarketVector Indexes GmbH. You require a licence to launch any product whose performance is linked to the value of a particular MarketVector™ Index and for all use of the MarketVector™ name or name of the MarketVector™ Index in the marketing of the product.