

BlueStar® 5G Communications Index

The BlueStar® 5G Communications Index (BFIVG) tracks the performance of the largest and most liquid companies listed on US exchanges in the global 5G Communications Industry. This is a modified market cap-weighted index, and only includes companies whose business activity, products, or services meet the technical standards for, are used in the development of, or are otherwise instrumental in the rollout of 5G networks.

Key Features



	All Time High/Low	52-Week High/Low
Total Return Net Index	223.96 / 100.00	212.66 / 152.50

Size and Liquidity Requirements

Full MCap of at least 150 mln USD. Three month average-daily-trading volume of at least 1 mln USD at a review and also at the previous two reviews. At least 250,000 shares traded per month over the last six months at a review and also at the previous two reviews.

Universe

Companies have to offer products or services designed to facilitate the roll-out of or meet 5G technology standards.

Diversification

Company weightings are capped at 5%.

Review

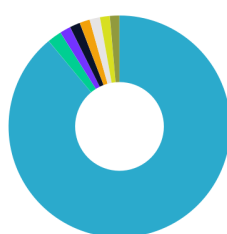
Semi-annual in March and September.

Index Data

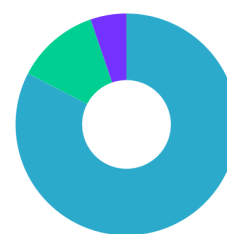
INDEX PARAMETERS				FUNDAMENTALS*		ANNUALISED PERFORMANCE*	
Launch Date	05 Feb 2021	Components	50	Price/Earnings Trailing	51.94	1 Month	-2.34%
Type	Sector	Volatility (250 days)	18.21	Price/Book	3.85	1 Year	20.08%
Currency	USD	Full MCap bn USD	8,049.47	Price/Sales	2.74	3 Years	1.81%
Base Date	30 Dec 2016	Float MCap bn USD	6,063.17	Price/Cash Flow	14.29	5 Years	8.44%
Base Value	100.00	Correlation* (250 days)	0.77	Dividend Yield	1.21	7 Years	10.22%
* S&P North USA Tech MN				* as of 31 Mar 2024		* Total Return Net Index	

Country and Size Weightings

Country	Count	Weight
United States	43	88.99%
Netherlands	1	2.08%
Finland	1	1.59%
Canada	1	1.51%
Sweden	1	1.50%
United Kingdom	1	1.50%
Guernsey	1	1.43%
Cayman Islands	1	1.40%



US
NL
FI
CA
SE
GB
GG
KY



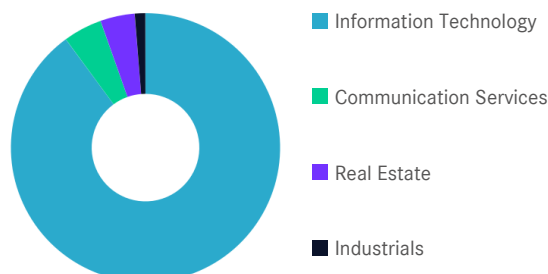
Large-Cap
Mid-Cap
Small-Cap
Micro-Cap

Size	Count	Weight
Large-Cap (> 6 bn)	37	82.61%
Mid-Cap (1.5 bn - 6 bn)	9	12.15%
Small-Cap (0.2 bn - 1.5 bn)	4	5.24%
Micro-Cap (0.0 bn - 0.2 bn)	0	0.00%

BlueStar® 5G Communications Index

Sector Weightings

Sector	Count	Weight
Information Technology	43	89.91%
Communication Services	3	4.66%
Real Estate	3	4.15%
Industrials	1	1.28%



Index Components

Top Components by Weight	Country	Weight	Best Performing Components	YTD	1 Day
APPLE INC	US	5.14%	ARM HOLDINGS ADR	72.00%	3.55%
BROADCOM INC	US	5.11%	MAXLINEAR INC-CLASS A	-2.31%	2.70%
NVIDIA CORP	US	5.07%	DYNATRACE INC	-13.90%	2.41%
ORACLE CORP	US	4.53%	CALIX INC	-27.24%	2.15%
ADVANCED MICRO DEVICES	US	4.17%	CREDO TECHNOLOGY GROUP HOLDING LTD	11.97%	2.06%
QUALCOMM INC	US	4.05%			
CISCO SYSTEMS INC	US	4.00%			
INTEL CORP	US	3.38%			
ANALOG DEVICES INC	US	2.74%			
ARISTA NETWORKS INC	US	2.43%			
NXP SEMICONDUCTOR NV	NL	2.08%			
DELL TECHNOLOGIES INC - C	US	1.95%			
Subtotal		44.66%			
			Worst Performing Components	YTD	1 Day
			DELL TECHNOLOGIES INC - C	66.97%	-4.20%
			INTEL CORP	-24.20%	-1.89%
			SKYWORKS SOLUTIONS INC	-6.76%	-1.27%
			AMERICAN TOWER CORP	-12.82%	-1.03%
			MARVELL TECHNOLOGY INC	19.37%	-1.00%

Symbols

	Symbol	ISIN	WKN	Sedol	Bloomberg	Reuters	Telekurs
Price Index	BFIVG	DE000SL0CRQ0	SL0CRQ	BKPKKZ9	BFIVG	.BFIVG	59842120
Total Return Net	BFIVGNTR	DE000SL0CRR8	SL0CRR	BKPKL01	BFIVGNTR	.BFIVGNTR	59832673
Total Return Gross	BFIVGTR	DE000SLA70J8	SLA70J	BMGR514	BFIVGTR	.BFIVGTR	45929639

For further information visit www.marketvector.com

Nothing on this factsheet shall be considered a solicitation to buy or an offer to sell a security, or any other product or service, to any person in any jurisdiction where such offer, solicitation, purchase or sale would be unlawful under the laws of such jurisdiction. Neither MarketVector Indexes GmbH nor any of its licensors makes any warranties or representations, express or implied, to the user with respect to any of the data contained herein. The data is provided for informational purposes only, and the Company shall not be responsible or liable for the accuracy, usefulness or availability of any information transmitted or made available through it. The MarketVector™ family of indexes (MarketVector™, BlueStar®, MVIS®) is protected through various intellectual property rights and unfair competition and misappropriation laws. MVIS® is a registered trademark of Van Eck Associates Corporation that has been licensed to MarketVector Indexes GmbH. MarketVector™ and MarketVector Indexes™ are pending trademarks of Van Eck Associates Corporation. BlueStar®, BlueStar Indexes®, BIGI® and BIGITech® are trademarks of MarketVector Indexes GmbH. You require a licence to launch any product whose performance is linked to the value of a particular MarketVector™ Index and for all use of the MarketVector™ name or name of the MarketVector™ Index in the marketing of the product.